

ROUGH, TOUGH, RELIABLE

GENIE® TELEHANDLERS



Genie®
A TEREX BRAND

50
YEARS
BUILDING THE
FUTURE➤

Customers First Always

Partnering for Success

Our dedication to taking you higher extends well beyond the physical reach of our products. We thrive on building satisfying customer relationships because you, our customer, are at the center of everything we do.

Since 1966, we've been developing products to solve your worksite challenges — and that process never ends. Our team of product managers and engineers uses your input to design new products, featuring the latest technology to meet your changing needs. Then we manufacture those products to stringent standards that help increase quality, lower costs and give you exceptional value for years to come.

Providing Superior Value

Our commitment doesn't end with the sale. Our dedicated service teams are available 24 hours a day, 365 days a year to provide support when you need it most. Our extensive parts network ships most parts within 24 hours, too. Simply put, we're always working to help increase your uptime so you can be more successful.

Genie is driven by one goal: doing the right thing, at the right time for our customers. That's not just what we do; it's who we are. So tell us what you need. We're listening.

New Look Speaks to Genie Products' Strengths

Genie® products set an industry standard for quality, reliability and safety. They are intuitive to operate and straightforward to service. A Genie product conveys these principles to you through considered design at every touchpoint.

The new look is more than just appearance and incorporates updated user interfaces and service access. We think the new look defines shapes, colors and features of our products in a contemporary way while emphasizing quality, reliability and serviceability — we hope you like it.





Multiply Your Return With Multi-Purpose Productivity

You can buy a range of machines to lift, move and place materials, or you can save money with one highly advanced multi-purpose tool — the Genie® telehandler. With outstanding design and performance, Genie telehandlers provide all-around utility to answer virtually all your work site needs. Available in six power-packed models, Genie telehandlers offer exactly what you need for productivity in limited-access areas or applications where high reach is needed. With a wide range of available attachments, Genie telehandlers have you covered for every job.

Genie machine all come standard with the features you need to maximize your return.



All Genie telehandlers come equipped with a lift shackle that enable you to sling a load without secondary attachments. A factory lift shackle lift chart also sets the user and safety inspectors at ease.



Fenders are also standard keeping the machine cleaner as well as shields the operator from mud being slung



Auxiliary hydraulics ensure all Genie machines can be equipped with attachments requiring hydraulic connections



Three simple quick-attach interfaces ensure that you can leverage attachment investment between machines*

**Three sizes: 1. GTH-5519; 2. GTH-636, GTH-844, GTH-1056; 3. GTH-1256 and GTH-1544*

The Ideal Workhorse

The highly maneuverable Genie® GTH™ 5519 – often the first machine to arrive at a new jobsite and the last to leave – has taken its design to a whole new level.



Impressively Multi-purpose

The spacious cab with tilt steering is just the beginning. The GTH-5519 works hard in tight spaces to unload trucks, carry tools and perform site cleanup. The new model has been upgraded with design improvements in the cab design, hydraulic upgrades, and a Tier 4 final engine, and it remains the industry leader in load capacity for its size.



Meeting New Standards

Still the compact workhorse customers love, the unit utilizes a proven Deutz TD 2.9 L4 Tier 4 final engine, without the complexity of adding DEF or regen, to meet today's emission standards while providing additional power at an attractive price point.



Improved Serviceability

Improved fenders add to the durability of the machine. Plus easy access to the engine compartment through a redesigned chassis, this includes additional access to hydraulic connections and air bleeding valves, improves serviceability – making maintenance faster so the machine can get back to work quickly.



Operator Convenience and Comforts

The cabin interior was recently upgraded with a black dashboard and new main instrumentation cluster that offers an integrated display showing engine control unit messages. The new GTH-5519 also has defrost, ventilation, armrest padding and storage improvements. Plus the Quick Attach™ system give the operator the flexibility to quickly change attachments

Expand Your Options

Get more and do more without having to buy additional machinery. Just add one, two or more of the available attachments for your Genie® telehandler to get more productivity from a single unit. Attachments and accessories add job flexibility and improve efficiency.



Universal Skid Steer Adapter

This option allows you to pull up and attach to a wide variety of skid steer type attachments in just seconds, reducing your overall equipment costs and increasing the versatility of your fleet. (GTH™-5519 only)



Industrial Grapple Bucket

This bucket clamps down to grab the load for easy and secure transport of hard-to-handle materials.



Heavy-Duty Multi-Purpose Bucket

Equipped with a bolt-on cutting edge, perfect for a variety of applications, the multi-purpose bucket attachment increases worksite productivity.





Additional Options And Accessories

- Cab air conditioner
- Foam-filled tires
- Solid rubber rough terrain tires
- Flashing beacons, work and road lights
- Adjustable suspension seat

Availability of accessories and options varies depending on model and/or country standards.



Truss Boom

The perfect solution for overhead lifting, the truss boom provides an extra 6 ft (1.83 m) of range to lift items such as trusses or bulky materials into place.



Fully Enclosed Cab

Increase operator comfort and decrease fatigue in a clean, dry, quiet cab with standard windshield washer, as well as a heater and defroster for cold climates. Front window doubles as an emergency exit. Left and rear windows open for ventilation. Air conditioning is also available as an option.



Work Lights Package

Increase productivity in low-light conditions with an optional boom work light, which functions as a headlight, and a rear cab-mounted work light for visibility when maneuvering the machine into place.



Road Lights Package

The road lights package includes turn indicators and headlights, one reverse light and two rear lights for stop, turn and tail light functions.

Full-Sized Performance

Right-Sized Price

Adopting the sturdy, enhanced design our customers demand, the GTH-636 adds to the Genie family of telehandlers. Instead of downsizing the cylinders to create a compact version of its 8,000 lb high reach counterpart, the GTH-636 has a new optimized boom and chassis to reduce machine weight and achieve a full-sized performance 6,000 lb capacity machine at a right-sized price.



Ready To Reach

With a height of 36 ft and a turning radius of 13 ft, the GTH-636 goes three stories high, so it's ideal for residential construction – but in a rugged and highly maneuverable size.



Enhanced Visibility And Versatility

Along with the popular side engine mount the high pivot boom provides excellent operator visibility and serviceability, the GTH-636 is Tier 4 final compliant, powered by a 74 horsepower, 2,9 liter turbo-charged diesel engine without the need to add DEF or regen – making it environmentally friendly in various applications without costly aftertreatment.



Operator Convenience And Comfort

Productivity is at its best with the GTH-636, with the high-visibility cab, new in 2013 and comes enclosed with or without air conditioning, and standard ergonomic-friendly features such as adjustable seat suspension and tilt steering wheel. Plus the Quick-Attach™ system gives operators the flexibility to quickly change attachments.

High Performance Redefined

Customers told us what they want in a telehandler and the Genie® GTH™-844 delivers. It's a completely new design with major structural and performance enhancements from stem to stern. This 8,000 lb (3,629 kg) capacity high reach telehandler has a maximum lifting height of 44 ft (13.41 m) and it's built for excellent reliability and durability. It is versatile and productive and will provide lower cost of ownership over the life of the machine.



Ergonomic Operator Station

Genie designed the GTH-844 telehandler with operator comfort and productivity in mind. The new, ergonomic operator station features a comfort-tilt steering wheel, a new single-lever joystick control, new easy to read gauges and convenient switches. A lower dash and side-mounted engine provide excellent visibility as well. It all adds up to a better working environment, which improves productivity on every job.



Narrower and More Maneuverable

At 97.5 inches wide (247.7 cm) and 94 inches high (239 cm), the GTH-844 telehandler can fit through tighter doorways and openings and can be transported without a special over-width permit. Combined with this narrower width, new axles make the unit easier to steer and maneuver around the work site, with an outside turning radius of only 13 ft. 9 in. (419 cm).



Genie telehandlers improve worksite productivity
through efficient movement of material.



Tier 4f Compliant Engine

The GTH-844 telehandler is equipped with an environmentally friendly Tier 4f compliant Deutz or Perkins diesel engine, mounted on the right side of the telehandler.



Enhanced Serviceability

The side mounted engine is positioned for very easy access for maintenance and repair activities. Common service points and components are positioned for even easier access than previous models. That means less time spent on maintenance and more time at work on the job.



Outstanding Lift Capacity

One thing that hasn't changed is this unit's lift capacity. With 6,000 lbs (2,721.6 kg) of capacity at maximum height and 2,000 lbs (907.2 kg) of capacity at maximum reach, the GTH-844 telehandler covers virtually all your job site needs. It's ideal for loading, unloading, moving and placing loads or materials, as well as site preparation and clean up.

Superior Handling

Climb hills or power through rough terrain with four-wheel drive, three steering modes, and an easy-to-use power shift transmission with three speeds in forward and reverse. A frame-leveling chassis also allows you to pick up or place loads on up to 10° side slopes.

Maximize Your Reach

The Genie® GTH™-1056 10,000 lbs (4536 kg) capacity high reach telehandler has the reach and performance capabilities for demanding jobs. The GTH™-1056 telehandler offers you a lifting height of 56 ft 10 in (17.32 m), while a spacious cab and responsive controls enhance operator comfort.

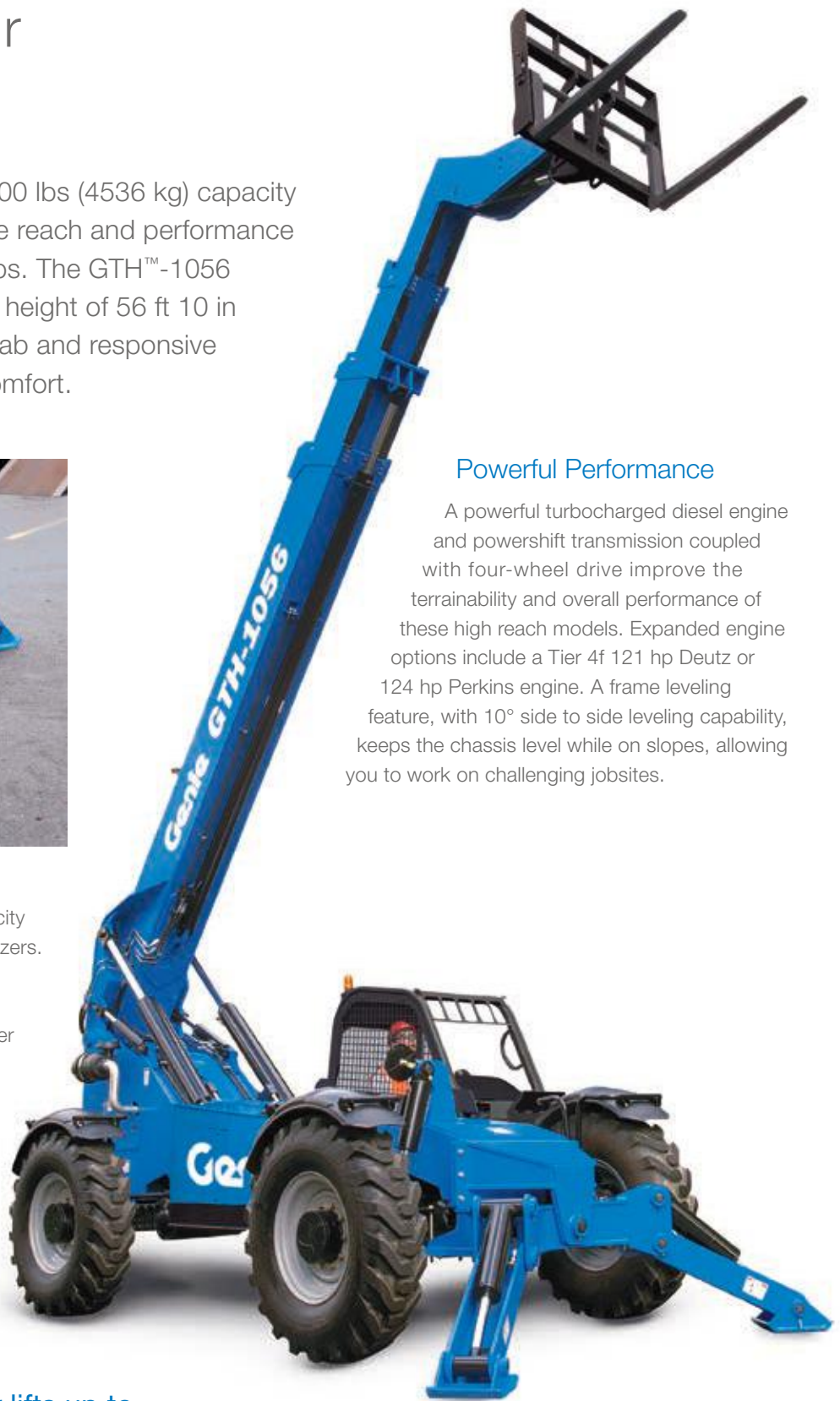


Twin Axle-Mounted stabilizers

Increase your productivity and lift capacity with standard twin-axle mounted stabilizers. These stabilizers allow the operator to maintain frame leveling capability while deployed. Conveniently located stabilizer controls allow you to deploy them from the comfort of the cab.

Powerful Performance

A powerful turbocharged diesel engine and powershift transmission coupled with four-wheel drive improve the terrainability and overall performance of these high reach models. Expanded engine options include a Tier 4f 121 hp Deutz or 124 hp Perkins engine. A frame leveling feature, with 10° side to side leveling capability, keeps the chassis level while on slopes, allowing you to work on challenging jobsites.



The GTH-1056 telehandler lifts up to 3,000 lbs (1361 kg) at its maximum reach of 42 ft (12.80 m).

Increased Lift Capacity at Reach

Heavy loads like steel, masonry and bricks are no trouble for these rough terrain telehandlers. The GTH™-1056 telehandler provides up to 3,000 lbs (1,361 kg) of lift capacity at a maximum forward reach of 42 ft (12.80 m), allowing you to move substantial loads over obstacles.



Compact Mobility

The sleek, compact GTH-1056 telehandler delivers an outside turning radius of 13 ft 3 in (4.04 m), making it easy to maneuver on congested jobsites without compromising your reach and lifting capabilities. Three selectable steering modes (crab, front wheel and coordinated) and superior ground clearance also expand your options to position yourself exactly where you need to be.



Operator Comfort and Control

Experience exceptional control and comfort from the spacious newly designed cab. Simple, logical controls respond to your every command. The single hydraulically piloted multi-functional joystick, with integrated frame leveling control, allows you to control the boom and level the machine, up to 10° either side, without taking your hand off the joystick. Efficient operation is provided through easy to use controls, and diagnostic gauges and load charts positioned with the operator in mind. Excellent jobsite visibility is apparent whether you're sitting in a standard open cab or a closed cab fitted with easy to replace flat glass.



Superior Serviceability

Easy no-tool access to daily inspection and service points make Genie® high reach rough terrain telehandlers easy to service and manage. Test ports are conveniently located at the main function manifold so that one qualified technician can easily check and test all hydraulic functions from the comfort of the cab.

High Reach Models Available

GTH-636 | **GTH-844** | **GTH-1056** | **GTH-1256** | **GTH-1544**

Reaching New Heights

Strengthening the high-reach telehandler family with the design features of the popular GTH-1544, the higher reach GTH-1256 fulfills the material handling needs across many industries.



Exceptional Usability

With a height of nearly 56 ft, a turning radius of 14 ft 7 in, and a 12,000 pound lift capacity, the GTH-1256 is Genie's largest 56 ft high-reach, high-capacity telehandler. With a military-grade chassis for use in heavy construction, it is for use in energy sectors for time sensitive maintenance and repair of oil and gas equipment at height.



Powerful To Drive

The GTH-1256 has a side mounted Deutz 4.1TCD turbo charged diesel, Tier 4i engine powered by 154 horsepower - making it environmentally friendly in various applications. Plus a variable speed hydrostat transmission for a smooth, efficient powerful drive.



Operator Safety And Comfort

The low pivot boom allows the operator to see over the boom while in transport position providing excellent operator visibility while transporting loads, and the GTH-1256 also comes with an enclosed cab, with or without air conditioning, and standard ergonomic-friendly features such as adjustable seat suspension and tilt steering wheel. Plus the Quick-Attach™ system, giving operators the flexibility to quickly change attachments.




Easy To Service

True across the entire family of Genie telehandlers, the GTH-1256 is extremely convenient to service – the rear cover allows easy access to inspect cylinders and chains and make repairs – making the technician's job easier, saving time and money over the life of the machine.

Next-Generation Design

The new Genie® GTH™-1544 is the first high-reach telehandler in its class that can lift 15,000 lbs (6,803 kg) to 35 ft and 10,000 lbs (4,536 kg) to a maximum height of 44 ft (13.4 m). Perfect for industries from mining and oil and gas to heavy construction and ports, it's among the most durable, reliable and powerful telehandlers on the market today.



Industry-Leading Lift Capacity

When it comes to power and durability, the GTH-1544 telehandler is the industry workhorse. No other telehandler in this class can lift more weight higher. With 10,000 lbs (4,536 kg) of capacity at maximum height and 3,500 lbs (1,591 kg) of capacity at maximum reach, it opens up a whole new range of possibilities for lifting, carrying, and placing heavy loads.

Work Smarter

Better comfort contributes to better productivity. The ergonomic operator station features streamlined styling with a tilt steering wheel, a new single-lever joystick control, and highly visible gauge and switch packages. In addition, the low profile boom and side-mounted engine are positioned for excellent operator visibility — a boost for productivity on any job.



Enhanced Maneuverability

With its compact length of 20 ft 4 in (6.20 m) and well thought out steering geometry, the GTH-1544 telehandler is easy to maneuver and position exactly where you need it. At 96 inches wide (243.8 cm), it fits easily through narrow doorways and can be transported without a special over-width permit.



Traction and Steering

Rough terrain is no problem for the GTH-1544 telehandler. With four-wheel drive, three steering modes, and a hydrostatic transmission, it's easy to handle on any work site. A frame leveling feature with 7° side-to-side leveling capability also helps you keep the chassis level on slopes.



Enhanced Serviceability

With the engine mounted on the right side, technicians can easily access maintenance and repair points — saving time and keeping the machine on the ready-line for customer work.

Environmentally Friendly

The GTH-1544 telehandler is also equipped with a turbocharged Tier 4i compliant diesel engine. The result: substantial power with reduced exhaust emissions.



Add Versatility and Add Profits

The tremendous jobsite flexibility of Genie® high reach telehandlers is just the beginning. Add one, two or more of the available attachments and you'll be ready for just about any application that arises. You'll increase productivity from a single unit, all while improving your bottom line.

We have worked hard to deliver optimal versatility within the attachment sizes to make you, the customer, as fixable as possible. The GTH-636, GTH-844 and GTH-1056 share the same Genie Quick Attach size class and attachments can be leveraged across the machines. Similarly our two largest machines, the GTH-1256 and GTH-1544 also share the same Genie Quick Attach size class and attachments can be shared between the machines.



Truss Boom

A 14 ft (4.27 m) variable reach truss boom provides extra vertical and horizontal reach to lift and place large, bulky loads such as roof trusses, frames and beams.



Pallet Forks

Transport loads easily with standard 48 in (122 cm) forks and carriage. Or, select 60 or 72 in (152 or 183 cm) pallet forks to match your jobsite needs.

Fully Enclosed Cab

Make all-weather operation possible with this fully enclosed cab equipped with windshield washer and wipers for visibility on rainy days, a standard heater/defroster to keep operators comfortable in cold climates, and windows that can be opened on both sides of the cab for increased ventilation. (Available with or without air conditioning on most models.)





Fork Frames

Expand your efficiency with fork frames for handling bulky materials and palletized loads. Choose 48, 60 or 72 in (122, 152 or 183 cm) wide frames.



Rotate Carriage

Allows up to 10° of carriage rotation clockwise and counter-clockwise for picking up or placing a load on a surface that's not level.

High Reach Models Available

GTH-636

GTH-844

GTH-1056

GTH-1256

GTH-1544

Additional Options and Accessories

Engine

- 99 hp (73.8 kW) Deutz turbo-charged diesel engine Tier 4f compliant (GTH-844 only)
- 99 hp (73.8 kW) Perkins turbo-charged diesel engine Tier 4i compliant (GTH-844 only)
- 121 hp (93.21 kW) Deutz turbo-charged diesel engine Tier 4i compliant
- 124 hp (91.72 kW) Perkins turbo-charged diesel engine Tier 4i compliant (GTH-1056 only)
- 154 hp (115 kW) Deutz turbo-charged diesel engine Tier 4i compliant
- 147 hp (110 kW) Perkins turbo-charged diesel Tier 4i compliant
- Electric block heater



Work Lights

Increase productivity in low light conditions with optional halogen work lights on top of the cab, which function as headlights. This option also comes standard with back-up lights and taillights.

Cab

- Fully enclosed cab with full glass, heater, defroster, wipers, washer and split door
- Fully enclosed cab with air conditioning
- Front and top glass*
- Right side screen*
- Dual joystick controls

* Add-ons for open canopy.



Road Lights

Illuminate your route with this option that includes two cab-mounted lights in front, along with two front turn signal lights, back-up light and taillight. Great for working in congested areas.

Accessories

- Flashing beacon
- Foam-filled rough terrain tires
- Fire extinguisher
- Work lights
- Road lights
- Rear proximity alarm

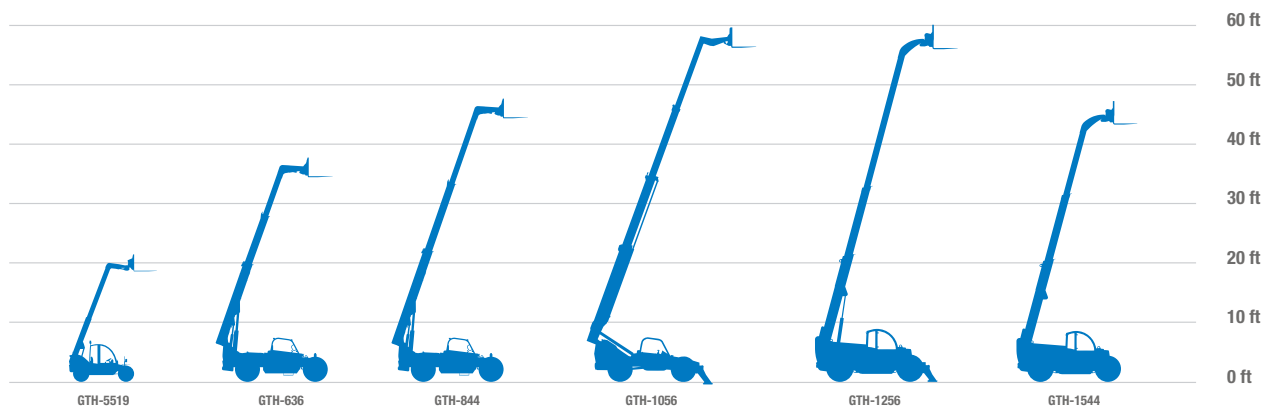
Availability of accessories and options varies depending on model and/or country standards.

Specifications

Telehandlers

MODEL	MAXIMUM LIFT CAPACITY		MAXIMUM LIFTING HEIGHT		MAXIMUM FORWARD REACH		OPERATING WEIGHT *	
	US	METRIC	US	METRIC	US	METRIC	US	METRIC
Compact								
GTH-5519	5,500 lbs	2,495 kg	18ft 10in	5.74 m	11 ft 3 in	3.43 m	10,360 lbs	4,699 kg
High Reach								
GTH-636	6,000 lbs	2,722 kg	36 ft	10.98 m	21 ft 11 in	6.68 m	17,600 lbs	7,983 kg
GTH-844	8,000 lbs	3,629 kg	43ft 10in	13.36 m	28ft 2in	8.59 m	22,600 lbs	10,251 kg
GTH-1056	10,000 lbs	4,536 kg	56 ft 10 in	17.32 m	42 ft	12.80 m	30,000 lbs	13,608 kg
GTH-1256	12,000 lbs	5,443 kg	56 ft	17.07 m	42 ft	12.80 m	36,600 lbs	16,601 kg
GTH-1544	15,000 lbs	6,804 kg	44 ft	13.41 m	27 ft	8.23 m	33,686 lbs	15,280 kg

* Weight will vary depending on options and/or country standards.



[illegible]

Notes:



6464 185th Ave. NE, Redmond, WA 98052

Toll Free in USA/Canada **+1 (800) 536-1800** · Telephone **+1 (425) 881-1800** · Fax +1 (425) 883-3475

www.genielift.com

Worldwide Manufacturing And Distribution

Australia · Brazil · Caribbean · Central America · China · France · Germany · Italy · Japan · Korea · Mexico

Southeast Asia · Spain · Sweden · United Arab Emirates · United Kingdom · United States

Effective Date: January, 2016. Product specifications and prices are subject to change without notice or obligation. The photographs and/or drawings in this document are for illustrative purposes only. Refer to the appropriate Operator's Manual for instructions on the proper use of this equipment. Failure to follow the appropriate Operator's Manual when using our equipment or to otherwise act irresponsibly may result in serious injury or death. The only warranty applicable to our equipment is the standard written warranty applicable to the particular product and sale and we make no other warranty, express or implied. Terex, Genie, Taking You Higher and other marks are trademarks of Terex Corporation or its subsidiaries. © 2016 Terex Aerial Work Platforms. GPB 3K 0109M. Part No. 109424.



021010C24