

COMBILIFT



Combi-WR



Combi-CB



C-Series



Combi-SC

Customized Material Handling Solutions

www.combilift.com



CombiLIFT's wide range of products are helping companies around the world to achieve safer, space saving and more productive materials handling.

Since we produced our first 4-way forklift - the C8000 lbs - in 1998 we now offer the most extensive range of specialist multi-directional and customized handling solutions from any one single manufacturer. With over 22,000 units produced so far we continue to set industry standards that others aspire to when it comes to innovation and quality.



The CombiLIFT ADVANTAGES:

- Safer Product Handling
- Space Savings
- Reliable Robust Simple Design
- Indoor and Outdoor Use
- Increased Productivity
- Less Product Damage
- Operator and Maintenance Friendly

The level of our success could not of course have been achieved without the support of our extensive and still growing network of partners and dealerships around the globe. These are all experts in their field, chosen because they share our passion and enthusiasm for customer service – from identifying the right products for the task in hand through to unrivalled levels of after sales care and maintenance.

Our customers in over 75 countries have also played an integral role in guiding the continual product development that keeps CombiLIFT at the head of its game. We take comments and feedback on board and incorporate suggestions for improvement or refinement into our models on a regular basis. In this way we can ensure that our products fulfil the exact requirements for the very wide range of industries that we supply.

Whether you handle long and awkward loads, pallets, containers, extremely oversized products or a combination of these, there is a CombiLIFT to fit the bill, and we are regular exhibitors at many trade fairs around the world where you can see these in action.

Martin McVicar | CombiLIFT CEO



Made in Ireland – operating worldwide



Global HQ, Monaghan, Ireland



Clontibret Facility, Ireland

When Robert Moffett and Martin McVicar established CombiLIFT they pooled their wealth of experience and expertise to design the world's first IC engine powered, all wheel drive multi-directional forklift; the CombiLIFT. They have been at the helm of the company ever since as it has enjoyed unparalleled growth to become what is now the world's leading manufacturer of 4-way forklifts and other innovative materials handling solutions.



Technical Director Robert is heavily involved in the R&D side of the business, of which 7% of turnover is reinvested each year, enabling the company to continue its groundbreaking product development. MD

Martin has an encyclopedic knowledge of all things “forklift” and travels widely to visit customers and dealerships and to look at emerging markets.

CombiLIFT's global HQ, manufacturing facility and R&D department is situated in Co. Monaghan, Ireland, where a workforce of 350 looks after the design, development, manufacture and final dispatch of its machines to destinations as far afield as the Arctic Circle, Australia and South America. Strong exports were the aim from day one and 99% of the 3,000 plus units that are now manufactured every year are destined for overseas.

CombiLIFT is rightly proud of its products and its reputation for quality and innovation is evident in the number of industry trophies and awards on show at its HQ.



Tested to CE machinery directive and complies with ANSI/ASME B56.1. ISO 9001 Certified

CombiLIFT have become known as the go-to company for material handling solutions.

At CombiLIFT we believe in providing the customer with the best handling solution available to them. CombiLIFT's passionate and innovative staff work closely with the customer to solve their handling needs.

CombiLIFT's goal is for every customer to be a referral.

COMBI C-SERIES

C5,000 lbs. - C17,300 lbs.



C5,000 lbs.



C8,000 lbs.



C8,000 lbs.



C8,000 lbs.



C12,000 lbs. XL



C14,000 lbs.



C17,300 lbs.

Optimum Machines

Leading Danish DIY chain Optimera is part of the Saint-Gobain group, the world’s leader in the design, manufacture and distribution of building materials. As well as taking delivery of four 10,000 lbs. capacity models for two of its distribution centers, Optimera also made use of Combilift’s 3D planning and logistic services resulting in the streamlined picking and dispatch of the thousands of consignments delivered to around 100 sites on a daily basis, and space saving storage of 20 ft long loads in the 107,000 sq ft undercover facility.

Unlike many other types of electric powered forklifts, the Combilift E series is ideally suited for outdoor as well as indoor operation due to its robust build and tires – a super elastic rear tire and solid front tires. This offers a high degree of versatility for Optimera, as bulk lumber, pipes and general building materials are stored outside in areas where uneven ground surfaces need to be negotiated on a regular basis.

During a consultation process between Combilift and Optimera particular features were specified to be incorporated into the trucks: a wider cab provides extra room; a deep air cushioned seat offers an exceptional level of comfort and long life batteries cope easily with 8 or 9 hour non-stop operation.

Group Distribution Manager Jacob Andersen comments: “Ergonomics and safety are very important issues for us. The drivers are in the cab for relatively long shifts and we put great store on their satisfaction and wellbeing.”

A 10% increase on the standard speed also makes for quicker movement across the extensive 700,000 sq ft site and extra work lights were added to enhance visibility for outside work during the short daylight hours in winter.



C10,000 lbs.

A window of opportunity

ArchitectonicSystemssuppliesaluminumwindowsanddoorsfor commercial and residential buildings and has boosted productivity by replacing an old forklift with a C5000 model,

as Operations Manager Mark Greening explains:“Previously we could only offload and transport one stillage at a time but the 5,000 lbs. capacity of the Combilift enables us to lift three stillages in one go, cutting the time spent offloading an incoming delivery from four hours down to just one. As the truck is incredibly compact we can operate it in our existing narrow aisles, so there was no disruption of the warehouse layout when we took delivery.”

Architectonics has expanded the size of its warehouse to growing demand for its products and before the Combilift was in place, the management had thought that two trucks may be necessary to cover the increased area – one primarily for indoor work, and another for outside. The Combilift has proved so versatile however that the one truck “does it all”, cutting costs for Architectonics as well as reducing the carbon footprint of running multiple vehicles.

“The Combilift is a tremendous machine” concludes Mark. “It is extremely reliable, and the drivers love it. We were also able to use it throughout the harsh winter even when there was a lot of snow lying on the ground, so there was no disruption to our operations and therefore no delay for our clients.”



C5,000 lbs.

The C-Series Combilift product range is available in LP Gas, Diesel with many electric models. The models have a range of mast options with lift heights of up to 36 ft.

COMBI C-SERIES

C22,000 lbs. - C60,000 lbs.



The larger C –Series models make light work of extremely heavy loads.
Lift capacities up to 60,000 lbs.

The sky’s the limit

Liebherr, a name that needs little introduction, is one of the world’s largest crane manufacturers, and its site in Biberach in south Germany specializes in the production of tower and mobile construction cranes of all sizes and classifications.

Liebherr’s loads are challenging for any pieces of handling equipment - the heaviest and largest elements for the tower cranes measure around 41 ft by 7½ ft, and weigh 27,000 lbs. each for example.

Replacing conventional sideloaders with two diesel powered CombiLifts has offered a much higher level of flexibility, enabling loads of varying dimensions to be easily maneuvered around the busy site.

The heavy duty 30,000 lbs. capacity truck works mainly outside, its large tires and good ground clearance being ideal for easy operation on uneven and muddy terrain, with the smaller 8,000 lbs. CombiLift used for lighter work in the undercover storage area. The trucks work around the clock on a three shift basis, unloading and loading around 90 HGVs a day.

They keep the dispatch, assembly and paint shop departments constantly supplied with materials, and their robust design and proven track record of unhampered operation in snow and ice ensures reliable non-stop service even during the area’s harsh winter weather.



An asset for Pipes



A C30,000 lbs. is making light work of Asset International’s bulky loads at its plant in South Wales. The company is the leading manufacturer of high density polyethylene WEHOLITE pipes which are used for storm water storage, sewage treatment, landfill and highway drainage and it also manufactures the world’s largest plastic pipe with an internal diameter of 11½ ft. The 30,000 lbs. capacity truck has 96" long forks, wedges fitted at the end of the decks and a hydraulic fork spreader and is the solution for the stable and safe handling of Asset’s largest loads which weigh around 21,000 lbs. and can be up to 82" long. The truck is tasked with taking finished products to and from outside storage bays and loading pipes onto HGVs prior to customer delivery. Its high ground clearance copes easily with the uneven surfaces around the premises, and with a capacity of 2,240,000 lbs. of product to be shifted every month, the increased speed of operations is a boost for Asset and its customers.”

Features & Options




Guided Aisle

Combilift's guided aisle solution is the ideal way to achieve maximum storage capacity in the available space. The guided aisles are designed by the warehouse design team to meet your specifications and a variety of racking can be incorporated to suit your needs.



Hook on 4 Fork Attachment



Telescopic Reach Forks



Sliding LP Gas tank

AC Electric



LPG, Diesel, AC Electric



Ergonomic controls

Optional joy stick control



Air conditioning option



Wide Hydraulic Fork Positioner



Integrated Hydraulic Fork Positioner

Combi Concept

Combilift is the world's first IC engine-powered all-wheel-drive multidirectional forklift. A combination of a forklift and sideloader it is highly maneuverable, very safe, highly cost effective and supremely efficient.



Safer Product Handling

The Combilift is designed to handle long-loads safely. By eliminating the need to travel with long loads lifted high, the units provide greater stability. The integrated platform with low center of gravity also provides a more stable base.



Forks Reach OUT to lift product



Forks Reach IN to rest product on platform

Space Savings

Using patented, leading edge technology, Combilift forklifts are equipped with a unique 4-way steering system that allows the units to travel sideways with long loads. This system gives the user multi-directional capability.



Long Load Handling

The Combilift eliminates the unnecessary multiple handling of goods by being able to maneuver easily through doorways that are narrower than the load it carries. This results in less product damage and safer handling as well as eliminating the need for oversized doorways or conveyors.



Indoor and Outdoor Use

Combilift operates equally efficiently both indoors and out including on rough terrain.

Combilift is available with fuel-efficient LPG, diesel or AC electric power, eliminating the need for an indoor forklift and an outdoor forklift.



Including Rough Terrain

Operator and Maintenance Friendly

A wide range of features ensure a comfortable environment for the operator such as suspension seats and high visibility cabs.



Easy access to components makes the Combilift range very maintenance friendly.

Green Reliable Robust Simple Design

Gaining up to 100 % more storage space leads to a reduction of fleet sizes, emissions, operation cycle times, handling and storage costs. Combilifts are also designed to the highest specification for user requirements yet they feature a minimum of sensitive electronic parts ensuring robust, long life operation.



1st Combilift in Operation Since 1998



Combi-WR4



Ergonomic Controls



Combi-WR4



Combi-WR



Pantograph Reach



Combi-WR

The Combi-WR and its 4-directional counterpart the WR4 are the smallest models in Combilift's range to date but these pedestrian Walkie reach forklifts pack a punch when it comes to powerful performance and space saving handling.

Walk this way

From its base in Carnoustie in Scotland, Farmcare supplies potatoes to national retailers and food service outlets as well as exporting them to countries such as Norway, Iceland and Ireland. The company recently needed to expand its storage capacity but was keen to avoid the disruption and considerable expense of either moving to new premises or building additional facilities.

Exploiting the narrow aisle capabilities of Combilift's products has allowed them to stay put whilst benefitting from increased storage and has also enabled more streamlined forklift operation.

The pedestrian Combi-WR is used in the packing and dispatch area which used to just have racking around the perimeter in order to leave space for the old, and larger, forklifts to operate. The WR's compact dimensions have enabled an extra three sets of racking to be installed thereby adding 100 extra spaces and doubling capacity. It does the job of two previous trucks as it can pick pallets containing packets, sacks and pillow packs of potatoes from packing area, and take them directly to the dispatch area where it puts them into the racking. This "one truck" approach is not only quicker but it also cuts down on the number of truck movements for a safer working environment.



Award winning ergonomics



The Combi-WR4, Combilift's new pedestrian truck and the smallest model in its range to date, was recently voted winner of the Ergonomics Award from the UK Fork Lift Truck Association, underlining Combilift's commitment to providing the best possible environment for the operator. This is the sixth time that Combilift products have won various FLTA category awards over the past nine years.

The Combi-WR4 is the first purpose built 4-way pedestrian reach stacker which combines multi-directional travel with features such as a pantograph reach, side shift and tilting fork carriage for

handling long loads and pallets in very narrow aisles and is the only truck of its kind able to work in aisle-widths of 6.9 Ft pallet to pallet.

With its unique patented multi-position tiller, electronic power steering and fingertip controls it is easy and effortless to operate: push button control rotates the rear wheel parallel to the chassis and back again which reduces the need for leaning, reaching and bending and minimizes general manual strain when picking and placing loads. As the operator remains at the side of the unit rather than between the rear and the racking when placing and picking in the aisles it is also much safer and eliminates any crush risk.

Commenting on Combilift's latest achievement the Fork Lift Truck Association said: "The Ergonomics Award celebrates Combilift's drive to keep fork lift truck operators comfortable and safe, while achieving the highest levels of productivity and efficiency."



COMBI-CB

5,000 lbs. - 8,000 lbs.



Palletized Handling



All Wheel Drive



Long Load Handling



Combi-CBE (Electric)



A hit for Hilti

"They look like reach trucks but are much more maneuverable and compact and their 4-way capability is a real asset when handling long loads." Jens Seppman, Technical operations manager of Hilti Germany Logistics is obviously impressed with the Combi-CBs that are now in operation at its base in the Ruhr area.

The company, a major supplier to the construction, heating and sanitation sectors, needed a replacement for its previous fleet of forklifts to ensure reliable handling of the 34,000 of material moved on daily basis. According to Mr. Seppman the old trucks incorporated a lot of sensitive electronic components and were prone to break down, which had a negative impact on delivery schedules. The CB's design is also much better suited to outdoor operation on the less than ideal surfaces in the yard.

Designed for handling a mix of long as well as palletized loads, the three CB's – one 8,000 lbs. LPG truck and 2 electric 5,000 lbs. models – are ideal for the varied requirements of offloading 6m stillages, putting individual packs of metal into the 6.6m high racking and taking lengths to the cutting machines. Their extreme maneuverability enables exact positioning of materials which can then be cut to size for customer orders before being dispatched.

"Our Combilifts are low maintenance and very reliable machines which are perfect for the job."

Jens Seppmann, Technical Operations Manager, Hilti Germany Logistics



Outdoor Operation



Inside Container



Combi-CB 8,000 lbs.

Protected by Design Registration Copyright:

US No. D579,624 | Canadian No. 123292 | Australian No. 318370 | Korean No.30-0516087 | Russian Federation No. 70814 | Japanese No. 1330896 | Taiwan No. D126056 | Chinese No. ZL200730329732.6 | European Community No. 000725668-0001



- More compact than a traditional counterbalance forklift
- Multi-directional operation
- Handles palletized goods and long length products
- Available in LP Gas, diesel and electric
- Side shift as standard
- Integrated hydraulic fork positioner option

Savings for Sapa



Sapa Aluminum's new fleet of 10 Combi-CBs is enabling the company to make substantial cost savings and benefit from a higher degree of operational versatility at its aluminum profile extrusion plant near Poznan in Poland. The 8 electric powered 5,000 lbs models and 2 diesel CBs with a 8,000 lbs. capacity handle stillages and crates of 6m long extruded profiles around the warehouse as well as loading and offloading HGV's in the yard.

The high maintenance costs of the old combination of electric reach trucks and counterbalance forklifts was the impetus for Purchasing Director Marek Skirucha to evaluate other possibilities: "We were looking for machines capable of

meeting current as well as future requirements. The various power options and capacities that the CB range offers was ideal as we wanted a fleet based on one uniform model, able to be customized for specific tasks."

"Although our core business is extrusion we also focus on delivering other solutions for our customers," says Mr. Skirucha. "The CB's ability to carry diverse loads and to access smaller areas when carrying long products is therefore very beneficial. We now have an operation in place which is more efficient and cost cutting, enabling us to offer a more competitive service for our customers."



COMBI STAND ON RANGE

6,000 lbs. - 11,000 lbs.



C6,000 lbs. GT



C11,000 lbs. GTE



C6,000 lbs. STE



Sit Down Cabin Optional



C6,000 lbs. ST

- Combi-GT
- Robust and reliable stand-up 2 way side-loader.
 - LP Gas / diesel / electric
 - Works indoors and outdoors.
 - Customized platform length

- Combi-ST
- LP Gas / diesel / electric
 - Multi-directional
 - Stand-up operator
 - Sit Down Cabin Optional

Standing up to the test

The National Distribution Center of BSS Industrial stocks the equivalent of over 250 miles of tube and pipe in its 47,500ft² warehouse in the center of England to supply 62 branches across the country. Four electric powered 8,000 lbs. capacity C8,000 EST models are central to the efficient handling and storage of the 600+ product lines which come in lengths of 10 ft and 20 ft. The NDC operates 24 hour shifts five days a week and the trucks work round the clock to move around 126,000 lbs. of metal, stainless steel, galvanized steel and plastic tubes, rod and rail on a daily basis.

Working in aisle widths of 6 ft, the trucks are fitted with guide rollers for guided aisle operation which allows for faster travel down the aisles and reduces the risk of product damage. Together with a lift height of 31 ft to access the 13 storage levels, maximum use of all available space has been achieved to accommodate the 2,353 picking locations.

According to NDC Manager David Dempsey the trucks are perfect for the job and very comfortable and convenient for the 16 trained drivers to operate and the cab design makes it easy for them to enter and exit when necessary. An in-cab camera monitor ensures a good view of the load when accessing the high top beam, and hydraulic fork positioners make it quick and easy to adjust the fork width to accord to the varying sizes of product.

The lean machines of Combilift's ST stand-on range are very popular with metal and tube stockholders due to their ability to work in the very narrow aisles, offering much better use of available space and reducing storage costs on-site.



Harvesting benefits



Amazone subsidiary BBG Bodenbearbeitungsgeräte Leipzig GmbH & Co. KG., a well known name in the agricultural machinery manufacturing sector.

Due to the scope and volume of BBG's products, materials handling requirements at the site are diverse and challenging and specialist machines are the order of the day. Combilift has supplied seven models, each of which meets specific operational requirements around the plant.

Electric power, which guarantees quiet and emission free operation is preferred for work in undercover areas and BBG uses two C6,000 EST stand-on models in the indoor steel store which feature a very narrow cab and a customized platform width. Used in combination with a guided aisle application and a triplex mast of 22 ft for high bay racking, they enable space saving storage and safe transportation of loads in and around the cutting area, the production facility as well as in outside storage facilities.

COMBI-SL RANGE

10,000 lbs. - 12,000 lbs.



C10,000lbs.Combi-SL



C10,000 lbs. Combilift 4 Wheel Sideloader



C10,000lbs.Combi-SL



C12,000 lbs. Combi-SL



C10,000 lbs. Combi-SL



C10,000 lbs. Combilift 4 wheel Sideloader



C10,000 lbs. Combi-SL



ReverseCabOption

Combilift's 4-way Sideloader offers the benefits of narrow aisles, great maneuverability and the ability to block or bulk stack. The 4-wheeled, two directional sideloader was developed for operations that require reliable, robust and fast operation when moving product across extensive sites and offers considerable benefits over other machines on the market.

Smooth Sailing

Rix Shipping provides stevedoring and logistics services for Stora Enso Lumber UK Ltd and a combination of cantilever racking and Combilifts, which according to Director James Doyle are "made for each other," has doubled storage capacity. "We previously free stacked timber to 4 packs high," says Doyle, "but the volumes we now handle made maximum use of space a priority."

Four 12,000 lbs. diesel powered 4-way sideloaders were chosen due to their speed of operation across the long runs needed to

take packs of lumber from the quayside to the warehouse. Their ability to operate in aisle-widths of just 8ft was a further bonus. A 25 ft triplex mast easily accesses the top levels of the racking and hydraulic fork positioners enable quick adjustment of the forks for diverse load sizes. Guided aisles contribute to faster operations and reduce the risk of damage to loads as well as to the trucks. On average the SLs load 20 trailers a day for onward distribution, as well as transporting all the incoming lumber offloaded from the ships to the warehouse.

"The specialist nature of this operation demands a bespoke solution and the Combilifts, tailored to our requirements, allow us to provide optimum customer service. Locating stock is much more convenient than before and our operation is now quicker, safer and easier all round."
James Doyle, Director.



New for old

A Combilift two directional sideloader has replaced a 20 year old truck at Skipton based Merritt and Fryers, an established family business offering a specialist and extensive stock of lumber, building and plumbing supplies. Director Andrew Merritt: "Our drivers were used to a 4 wheel model, so we were keen to stick to this design whilst benefiting from the more up to date technology and engineering that the Combilift offers."

The 10,000 lbs. truck is used in the relatively narrow confines between racking in the warehouse, in the general sales yard as well as in the large lumber importing area. Its tight tuning circle – "very impressive for its size," says driver Howard Baker - is of

great benefit for precise maneuvering around customers' parked cars and other obstacles.

A lot of the sideloader's time is spent in the lumber importing section, which it accesses up a very steep gradient from the main site. Offloading, loading and moving the very large section lumber such as joists which can measure 24" x 24" x 45ft requires a robust and powerful machine, and the Combilift's single hydrostatic drive motor coupled with a JCB differential axle incorporated in this model ensures optimum performance under these demanding conditions.



COMBI-SC

44,000 lbs. -180,000 lbs.

Combilift Straddle Carrier, the Cost Effective Solution for Handling Containers and Oversized Loads.


Patents Pending- International Application No. PCT/EP2010/051971



360° Visibility



Stuffing/destuffing at ground level



Retractable frame to enter low doorway



Telescopic to double stack



20' Automatic toplift



40' Automatic toplift

- Handles container sizes of 20', 30', 40', 45'
- Low ground pressure when fully loaded
- Eliminates waiting trailers

- Safer stuffing/destuffing at ground level
- 2-Wheel hydrostatic drive with 2-wheel steer
- Front and rear independent sideshift



The Top Solution for Railroad Transport

Railroad Transport, run by Directors Glen McMahon and co-owner Craig Hammond specializes in logistics and storage and provides transport services to all major Australian cities from its bases in Melbourne, Perth and Adelaide. It recently took delivery of a Combi-SC Top-Lift to ensure streamlined handling of the large volume of containers at its Melbourne site.

Previous methods tried out left plenty to be desired: an end of life port straddle carrier was difficult and expensive to operate and maintain and a heavy handling forklift offered very limited visibility. One of the biggest problems with both of these however was their extreme unladen weight.

"Our ground conditions are not suited to the pressure exerted by the combined weight of, say, a 60t forklift plus a 35t container," said Glen. "Rather than spending a small fortune on surface improvement we looked into alternatives and the Combi-SC Top-Lift was ideal as its greatly reduced ground pressure enables operation on rough ground without

churning it up. Productivity will also be improved as the machine is capable of handling 20 containers an hour."

The Top-Lift spreader grips and picks up the container by means of four twist locks controlled by a switch in the cab and can be adjusted to handle 20 ft and 40 ft containers. The operator remains in the cab throughout the whole procedure which reduces manual strain and avoids prolonged exposure to the sun, in accordance with Australia's stringent Occupational Health and Safety guidelines.

The set down area in Melbourne is relatively small and where less maneuverable machines would struggle, the Combi-SC Top-Lift's tight turning radius of just 24 ft ensures that there are no bottlenecks. Its ability to double stack containers also enables economical use of storage areas and its telescopic facility allows containers to fit under the canopy for de-stuffing. The SC scores well when it comes to return on investment. Sidelifters for example need the

assistance of a prime mover, requiring outlay on two machines which also increases fuel costs. With the SC's powerful 125 HP John Deere engine consumption is extremely economical - it takes around just 1 litre of fuel to move a container compared to 5 litres with the 'dual machine' system, so savings on fuel costs are instant and very substantial.

Chris Walker General Manager of Combilift Australia comments: "The Combi-SC Top-Lift is the missing link between a reach stacker and a sidelifter and we are seeing a high level of demand for this new model from logistic companies and hauliers wanting to enhance productivity and health and safety procedures whilst at the same time making substantial savings on purchase and operational costs."

"We value the importance of investing and maintaining a modern fleet of vehicles and equipment to ensure a reliable and high level of service and the Combi-SC Top-Lift will make a major contribution to this going forward."

Glen McMahon, Director, Railroad Transport

COMBI-SC - OVERSIZED

44,000 lbs. - 180,000 lbs.



Suspended Loads



Wind tower segments



Can be used to tip containers



Modular Buildings



Pre-stressed Concrete



Cable reels

Powering On

The Susquehanna-Roseland Electric Reliability Project will improve the supply of electricity for millions of people in the Northeast of the USA with its 145-mile, 500,000-volt transmission line. Industrial distributor HD Supply is the contracted material management company for part of the project which involves steel monopoles and since early 2013 it has been using a Combi-SC at its Pennsylvania location to transport these extremely large structures.

"The monopoles come in four sections, and each section can weigh anywhere from a few thousand pounds, upwards of 70,000 lbs.," says Kevin Eckrote, operations manager of HD Supply Power Solutions. "We use the SC to load and unload any of those structures that weigh over 30,000 lbs. and this system is by far

superior to using cranes as it is more cost effective and operators do not need crane certification."

Another key advantage is safer lifting procedures: when unloading, the SC drives over the trailer and workers place two slings around the monopole before releasing any of the tie downs that secure it. This completely eliminates the risk of the pole falling or rolling while it is being moved from the truck to the ground or vice versa and the scenario of having a 66,000 lbs. pole dangling from the air on a crane is avoided.

The cost of the straddle carrier works out at three times less than that of a crane, "and we keep on realizing these savings because it uses less manpower than a full crane operation," says Kevin, adding that


a crane requires a wide area for setup and use whereas the SC operates in its own footprint.

Combilift design engineers also looked at the layout of the yard and were able to supply examples of how best to store materials for maximum use of space. The ability to customize the machine to HD Supply's specific monopole work was also an essential factor in the success of the venture. "We gave Combilift drawings of the actual poles we'd be lifting and outlined our concerns and they came up with the idea of specially made stop brackets so that the poles wouldn't swing or sway when lifted. All in all the partnership with Combilift has been a great project," says Kevin.



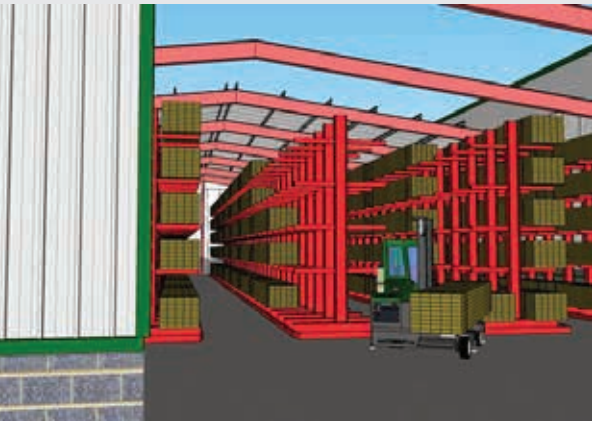
The SC range is not just for containers: more and more customers in a wide range of industry sectors are recognizing its benefits for easy handling of awkward and oversized loads.
Patents Pending- International Application No. PCT/EP2010/051971

Complete warehouse solutions



Rather than just supplying forklifts, Combilift sees itself as a provider of complete warehouse solutions and its free, no obligation layout service has been a key element of this.

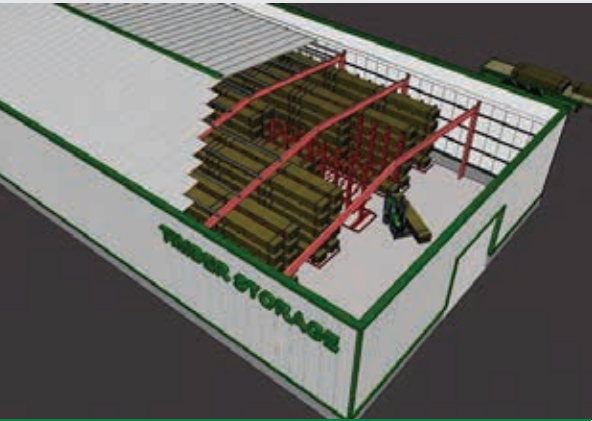
A team of highly qualified design engineers are employed full time to prepare layout plans, 3D simulations and logistic audits which illustrate the best possible use of available space with Combilift products.



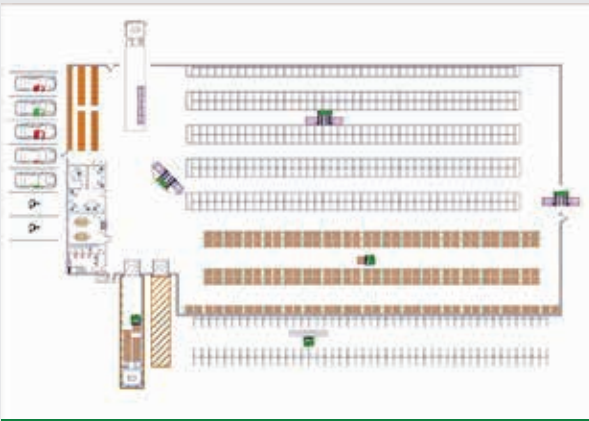
Rail Guided 3D Layout



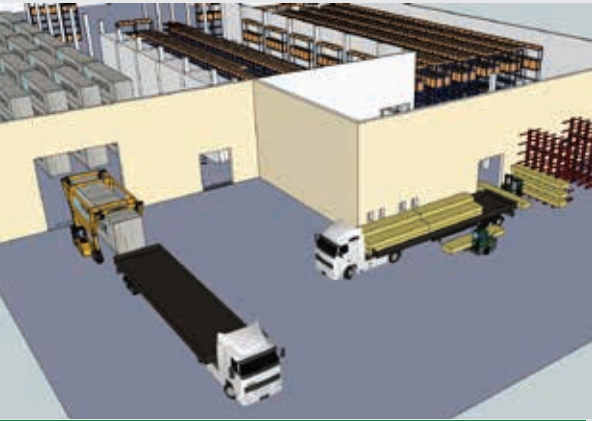
C-Series Layout



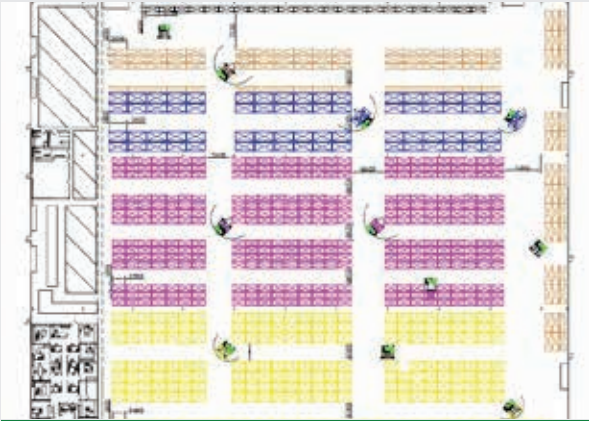
C-Series 3D Layout



Rail Guided Layout



Combi-SC Layout



Combilift Layout- 100% MORE Storage

Warehouse layout advantage

ThyssenKrupp Energostal S.A., one of Poland's largest trading companies and part of German ThyssenKrupp Materials International GmbH has increased stock density and improved handling procedures at its site near Warsaw thanks to seven Combilifts. One C10,000 lbs. and six C6,000 lbs. LPG models have replaced old electric 4-way trucks, which struggled when working outside, to handle 20 ft. long, 5000 lbs. stillages of rolled and stainless steel and steel tubes and pipes.

department provided a layout of racking to illustrate optimum use of space in the 237,000 sq ft storage area and advised introducing a guided aisle system, which was not possible when using the previous trucks. Aisle widths between racking have now been pared down to little more than the width of a Combilift enabling extra bay to be incorporated. The guided aisle system makes it much easier and quicker for drivers to enter and exit the aisles and reduces the risk of product damage.



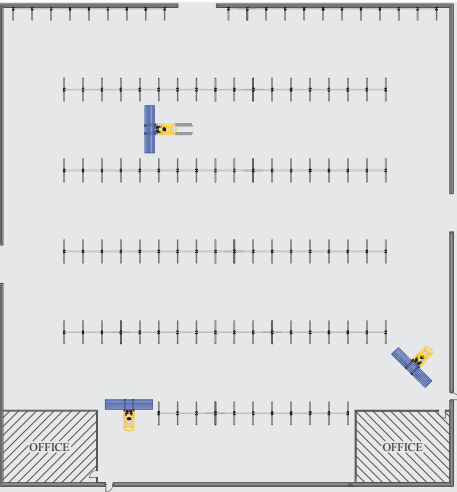
Rail Guided Aisle

Combilift's warehouse design

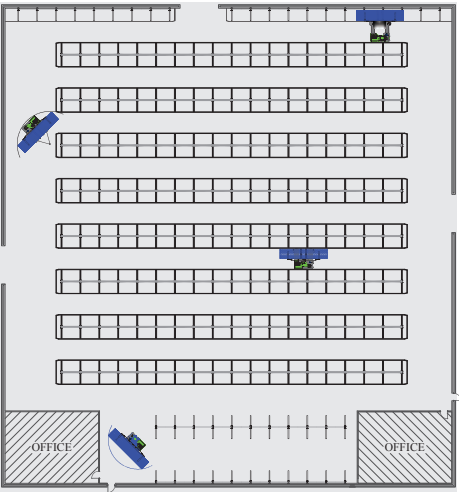
"Although we have a relatively large warehouse, the volume of goods we handle means that we need to exploit every inch of space," says Director Tomasz Groszyk. "Thanks to Combilift's products and the expertise of its design engineers we can now carry a maximum of stock and ensure a quick turnaround for our customers."



Original Layout for Counterbalance Truck



Optimized Combilift Layout- Increase Product Storage



SALES | SUPPORT | RENTAL



Combi-WR



Combi-CB



C-Series



Combi-SC

YOUR GLOBAL PARTNER IN 75+ MARKETS



Combilift USA
303 Concord St.
Greensboro
NC 27406
USA

Tel: 1 877 266 2456

E-Mail: info@combilift.com
Website: www.combilift.com



Combilift Global Headquarters
Monaghan | Ireland
Tel: +353 47 80500
Fax: +353 47 80501



Australia: 1300 552 422



Germany: 0800 000 57 64



Spanish: +34 947 26 70 70



UK: 07870 976 758