

COMBiLiFT

LIFTING INNOVATION

COMBi-CBE

The innovative Combi-CBE is designed to increase productivity, improve safety and help maximize your storage capacity both indoors & outdoors.



COMBi-CBE

combilift.com

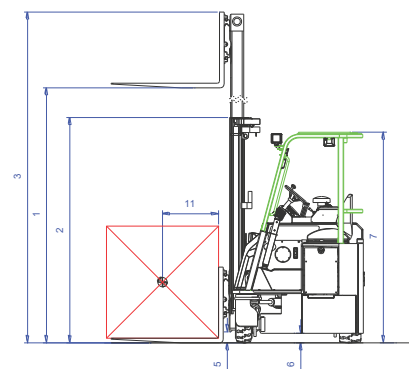
REF.	DESCRIPTION	Std.	Option		
1 a	Max. Lift Height	157"	192"	216"	236"
1 b	Free Lift Height	0"	52"	60"	67"
2	Height Mast Closed	105"	88"	96"	103"
3	Max. (Mast raised)	190"	228"	251"	270"
4	Overall Length	101" / 103"			
5	Ground Clearance Under Mast	5"			
6	Ground Clearance to Wheelbase Center	4"			
7	Height of Overhead Guard	88½"			
8	Width	59"			
9	Outside Spread of Fork Arms	52½"			
10	Track Front	50"			
11	Load Center Distance	24"			
12	Overhang Front	11"			
13	Wheel Base	42"			
14	Overhang Back	6"			
15	Length From Face of Fork	59" / 61"			
16	Approach Angle	30°			
17	Ramp Angle	15°			
18	Departure Angle	30°			
19	Forward Tilt	3°			
20	Backward Tilt	5°			
21	Minimum Outside Radius	54"			
A	Capacity	5,000 lbs / 6,000 lbs			
B	Unladen Weight	14,500 lbs / 15,450 lbs			
C	Maximum Ground Speed	7 mph			
D	Gradeability	10%			
E	Battery Capacity	48 V / 930 Ah			
F	AC Electric Traction Motor x 2	48 V / 7 HP			
G	AC Electric Pump Motor	48 V / 19 HP			
H	Fork Section	5" x 2" x 42"			
I	16 x 7 – 10.5 Front Tire x 2	OD 16" / Width 7"			
J	22 x 10 x 16 Rear Tire x 1	OD 22" / Width 10"			
K	Standard Color	Green and Gray			
L	Suspension Seat	Grammer MSG 65			

Protected by Design Registration Copyright: European Community No.: 000725668-0001 | US No.: D579, 624 | Canadian No.: 123292 | Australian No.: 318370 | Russian Federation No.: 70814 | Korean No.: 30-0516087 | Japanese No.: 1330896 | Taiwan No.: D126056 | Chinese No.: ZL200730329732.6

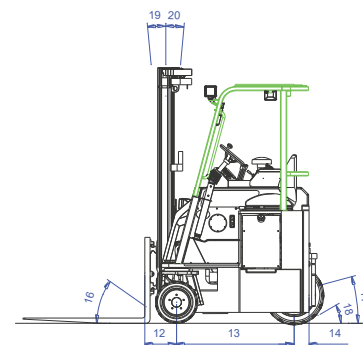
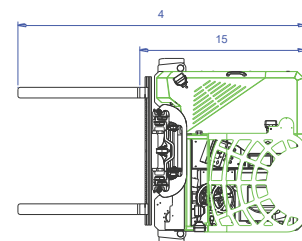
Features Include:

- +/- 4" side shift
- Load sensing steering
- 4-Way lever positioning of wheels
- System Communication via CAN-BUS
- Multi-directional operation
- 2 Wheel Electric Drive
- Powered by AC Technology

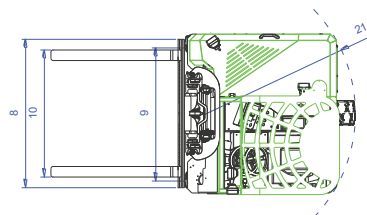
Distributed by:



SIDEWARD MODE



FRONTAL MODE



303 Concord Street,
Greensboro,
North Carolina 27406
Toll free: 1-877 COMBI 56
Tel: 336-378-8884
info@combilift.com

Combilift has a policy of continuous product development and reserves the right to alter specifications without prior notice. Specifications and/or dimensions may vary from those illustrated in some countries.

COMBi-CBE

combilift.com