




KM 85/50 W Bp Adv

Convenient walk-behind sweeper for medium-sized areas from 900-6000 sqm with large filter area and waste container.



1 Efficient filter system

- 2.1 m² filter area.
- Manual filter cleaning system.



2 Two-walled rotating frame

- Robust and corrosion-free.
- For the toughest jobs.



3 Traction Drive

- Intuitive operation.
- With optional reverse gear.



4 Waste pick up and emptying

- Efficient sweeping thanks to large working width.
- Also sweeps wet surfaces.



KM 85/50 W Bp Adv

- Robust double-wall frame
- Main sweeper roller can be raised
- Reverse mode, operating hours counter and floating main sweeper roller

Technical data

Order no.	1.351-108.0	
EAN code	4039784468436	
Drive	DC motor	
Drive - power	V / W	24 / 912
Max. area performance	m²/h	3825
Working width	mm	610
Working width with one side brush	mm	850
Working width with 2 side brushes	mm	1050
Waste container	l	50
Climbing ability	%	15
Working speed	km/h	4.5
Filter area	m²	2.1
Weight	kg	115
Dimensions (L × W × H)	mm	1355 × 910 × 1155

Equipment

Polyester flat pleated filter	■	Elapsed time counter	■
Manual filter cleaning	■	Side brushes, can be raised/adjustable	■
Forward traction drive	■		
Reverse traction drive	■		
Oscillating main sweeper roller	■		
Waste container, mobile	■		
Coarse dirt flap	■		
Overhead sweeping principle	■		
Suction	■		
Outdoor use	■		
Indoor use	■		

■ Included in delivery.

ACCESSORIES FOR KM 85/50 W BP ADV 1.351-108.0




		Order no.	Installation ex works	Length / width	Diame-ter	Price	Description	
Flat pleated filter								
Flat pleated filter	1	5.731-585.0					Moisture-proof, washable flat pleated filter for Kärcher sweepers. Filter noticeably reduces maintenance costs.	■
Standard main roller brushes								
Standard roller brush	2	6.906-508.0		620 mm			Tough standard roller brush with moisture-proof universal bristles for normal soiling on all surfaces. Extremely durable.	■
Main roller brush, soft/natural								
Soft roller brush	3	6.906-557.0		620 mm			Specially designed with natural bristles for sweeping fine dust on smooth floors indoors	□
Main roller brush, hard								
Main sweeper roller, hard/water-resistant	4	6.906-558.0		620 mm			For the removal of stubborn dirt outdoors	□

■ Included in delivery. □ Available accessories.

ACCESSORIES FOR KM 85/50 W BP ADV

1.351-108.0



		Order no.	Installation ex works	Length / width	Diame-ter	Price	Description	
Standard side brushes								
Standard side brushes	1	6.906-132.0			420 mm		Moisture-proof universal bristles, longlife, suitable for all surfaces	■
Side brush, hard								
Side broom hard	2	6.905-625.0			420 mm		Removes stubborn dirt outdoors, moisture-proof, mildly abrasive	□
Side brush, soft								
Side broom soft	3	6.905-626.0			420 mm		Moisture-proof, soft side brush for sweeping fine dust on all surfaces indoors and outdoors. Ideal for dirt with a high dust content.	□

■ Included in delivery. □ Available accessories.

ACCESSORIES FOR KM 85/50 W BP ADV

1.351-108.0



		Order no.	Quantity	Battery voltage	Battery capacity	Battery type	Price	Description	
Batteries									
Battery	1	4.035-182.0	1 piece(s)	12 V	105 Ah	Maintenance-free		12V/105Ah (C5) maintenance-free gel traction battery. Three required for operation of a 36V system.	<input type="checkbox"/>
Battery Chargers									
Charger	2	6.654-102.0	1 piece(s)	24 V		separate		For battery 6.654-093	<input type="checkbox"/>

■ Included in delivery. □ Available accessories.

ACCESSORIES FOR KM 85/50 W BP ADV

1.351-108.0




1

		Order no.	Installation ex-works	Battery voltage	Battery capacity	Battery type	Price	Description	
Traction batteries									
Battery	1	6.654-048.0		12 V	80 Ah			2 required.	<input type="checkbox"/>
Chargers									
Charger	2	6.654-140.0		24 V		built-in		For charging battery 6.654-141.0.	<input type="checkbox"/>

■ Included in delivery. □ Available accessories.

ACCESSORIES FOR KM 85/50 W BP ADV

1.351-108.0



2

		Order no.	Installation ex works				Price	Description	
Side brushes, left									
Side brush attachment kit, left	1	2.640-441.0	2.640-441.7						<input type="checkbox"/>
Other mounting kits									
Double filter shaker	2	2.851-000.0						The dual filter scraper increases cleaning performance in areas subject to high dust levels.	<input type="checkbox"/>
Brake	3	2.640-301.0						For reliable braking on gradients > 2%.	<input type="checkbox"/>

■ Included in delivery. □ Available accessories.