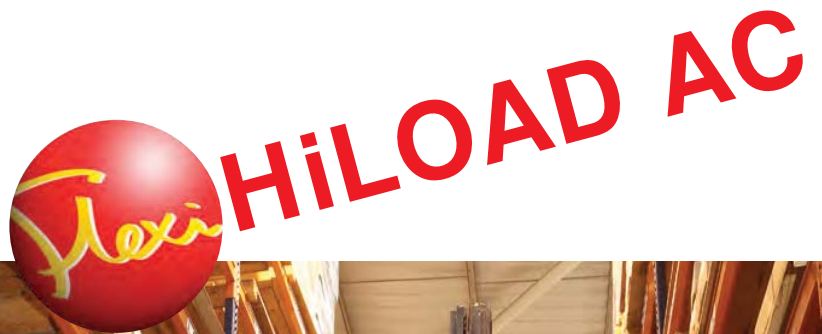




Flexi HiLOAD AC

5500 lb lift capacity



Exceptional lateral stability

5500 lb, twin deck articulation, combined with heavy duty 12.5" diameter slewing ring bearings, provide exceptional lateral stability.

Engineered for high lift capability


49" or 53" 5000 pound chassis, plus special rear tires, delivers extra load rating and stability.

Heavy duty fixed mast

Heavy duty mast sections fixed in strengthened front frame increases lift capacity.

High definition LCD CCTV system available

Allows operator to stack safely to over 32 feet with minimum fatigue. Available with programmable lift height selector.



For logistics warehouses needing fast throughput capability and very narrow aisle storage density, Flexi HiLOAD AC provides the perfect solution.

5500 LB ARTICULATION UNIT



Developed to allow precision stacking to over 32 feet, combining 220° articulation with 5000 lb reliability.

5500 LB CHASSIS



Chassis in 49" and 53" wide options allow higher lifts with heavier loads. AC power for fast travel speed.

CUSHION TIRES



Cushion rubber tires all round allow operation on standard warehouse floors. Treaded and non-marking options available

DOUBLE DEEP OPTION



Telescopic double deep fork version provides up to 50% extra storage capacity over reach trucks.



UNIQUE "CLEAR VISION" MAST



Operators have excellent forward visibility thanks to the triplex free lift mast, with its twin side mounted lift cylinders. Mast tilt means easy fork entry into pallets - even on road trailers.

OPERATOR VISION SYSTEM



High definition LCD CCTV allows operator to stack safely up to 32 feet with minimum fatigue. Programmable lift height selection for fast stacking.

HIGH-BACK SEAT




Optional fully adjustable high-back seat with arm rests reduces fatigue on high lift heights.

EASY BATTERY CHANGE



Low rear lift off or roll off for fast changeovers. Good access for battery topping. No motors underneath.



NARROW AISLE, INC

