

# 7-SERIES ORDER PICKER



3000 LBS.

SPECIFICATIONS



7BPUE15

CLASS  
2

ELECTRIC MOTOR NARROW AISLE

[ToyotaForklift.com](https://www.toyotaforklift.com)

## 7-SERIES ORDER PICKER

CAPACITY  
**3000 LBS.**

MAXIMUM FORK HEIGHT  
**240 IN.**

LOAD CENTER  
**24 IN.**

### INDUSTRIES



Distribution



Food Storage



General  
Manufacturing



General  
Warehousing



Retail

## STANDARD FEATURES

### PERFORMANCE

- 24-Volt electrical system
- Independent lift, drive & steer motors
- Separately Excited (SepEx®) shunt wound drive motor
- SepEx® Transistor Control System
- Series wound lift motor
- Multi-step thermal limiting traction system
- Fully variable lift/lower control
- Intuitively mapped multifunction control handle
- Hydraulic mast lowering deceleration
- UL-approved model type "E" rating

### OPERABILITY

- Electronic power steering
- 2- and 3-stage wide-view masts
- Proportional plugging
- Regenerative braking
- 40" base leg overall width (outside dimension)
- 39"-wide operator platform
- Drive wheel direction indicator
- Drive motor stall protection
- Automatic return to center drive wheel upon start-up (auto-steer centering)
- Electronic disc brake
- Pallet centering guide with automatic clamp
- Pallet clamp release foot pedal
- Polyurethane drive tire
- Polyurethane single load wheels
- Overhead guard
- Anti-static ground strap
- Electronic power steering
- 42" x 1.5" x 4" forks
- Amber strobe light
- Electric horn
- Full body harness & energy-absorbing tether – For operator weights up to 310 lbs.

### ERGONOMICS

- Bubble-cushioned floor mat
- Fixed side gates
- 7.75" low step height
- Spring suspension system
- Anti-rattle mast
- Cushioned mast stops
- Clipboard & work material storage compartments
- Flush-mounted brake pedal
- Amenities tray
- Wire mesh mast guard

### SERVICEABILITY

- Power-up and run diagnostics
- Battery discharge indicator with lift interrupt
- Hour meter (brake pedal activated)
- No tools required service access covers
- Battery compartment rollers
- Battery retaining gates (adjustable)
- Emergency power disconnect switch
- Emergency manual lowering control valve
- Enclosed battery compartment – 14.5" x 36.75" x 32.25"
- SB 350 battery connector (red)

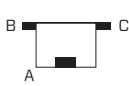
## OPTIONAL EQUIPMENT

- UL-approved model type "EE"
- 13.25" x 31.5" x 32.25" battery compartment
- Power hookup for onboard terminal
- Cold storage conditioning
- Rail guidance
- Wire guidance
- Forward & reverse travel alarm
- Lift/lower audible alarm
- Electro-mechanical horn
- Twin light & fan package with independent controls
- Overhead guard-mounted work lights
- Mast lift limit switch with bypass
- Mast mechanical lift stop
- Flip-up side gates
- Side gate power disconnection switch
- Speed reduction (no travel above 24" fork height)
- Pro-Pack (productivity package)
- Various fork lengths
- Full body harness & retractable tether (36" – 52")
- Glass mast guard
- Battery covers
- Fire extinguisher
- Red strobe light
- Body belt & retractable tether – For operator weights up to 220 lbs.
- Operator platform extensions (44" – 67" wide)

Please contact your local, authorized Toyota Dealer for a complete list of available options.



# TRUCK SPECIFICATIONS

ROCK SPECIFICATIONS				MODEL NUMBER	
GENERAL DATA			7BPUE15		
Load Capacity		lb (kg)	3000 (1360)		
Power Type			Battery		
	Voltage	V	24		
Operator Compartment	Length	in (mm)	26 (660)		
	Width	in (mm)	39 (990)		
	Height	in (mm)	78.5 (1995)		
Battery Compartment	Length	in (mm)	14.5 (365)		
	Width <sup>1,2</sup>	in (mm)	36.75 (930)		
	Height	in (mm)	32.25 (815)		
Battery Roller	Height	in (mm)	7 (175)		
Operator Position		Stand-Up Rider			
Tire Type	Drive / Load		Polyurethane / Polyurethane		
Wheels (x = driven)	Drive / Load <sup>3</sup>		1x / 2		
EXTERIOR DIMENSIONS			7BPUE15		
<b>A</b> Maximum Fork Height (MFH)	in (mm)		204 (5180)		
<b>B</b> Free-Lift	in (mm)		10 (255)		
<b>C</b> Fork Size (T x W x L)	in (mm)		1.5 x 4 x 42 (38 x 100 x 1070)		
<b>D</b> Length to Fork Face (truck length)	in (mm)		74.5 (1892)		
<b>E</b> Base Legs Overall Width (DAW)	in (mm)		40 (1015)		
<b>F</b> Mast Lowered Height	in (mm)		95 (2410)		
<b>G</b> Mast Extended Height	in (mm)		289 (7340)		
<b>H</b> Power Unit Width	in (mm)		40 (1015)		
<b>I</b> Power Unit Height	in (mm)		48.5 (1230)		
<b>J</b> Overhead Guard Height	in (mm)		88.25 (2240)		
<b>K</b> Turning Radius	in (mm)		72 (1829)		
PERFORMANCE DATA			7BPUE15		
Speeds	Maximum Travel	Full Load	mph (km/h)	5.0 (8.0)	
		No Load	mph (km/h)	5.7 (9.2)	
	Lifting	Full Load	fpm (mm/sec)	30 (152)	
		No Load	fpm (mm/sec)	40 (203)	
	Lowering	Full Load	fpm (mm/sec)	70 (356)	
		No Load	fpm (mm/sec)	65 (330)	
Travel Speed Limits			See Travel Speed Limit Charts		
TRUCK WEIGHTS			7BPUE15		
Total Weight (without battery)		lb (kg)	5300 (2400)		
Weight Distribution (with standard battery)		Full Load <sup>3</sup>	A (drive tire)	%	24
		No Load <sup>3</sup>	B / C	%	38 / 38
			A (drive tire)	%	56
			B / C	%	22 / 22
TIRES			7BPUE15		
Tires	Size (dia. x width)	Drive	in (mm)	12 x 5 (305 x 100)	
		Load	in (mm)	6 x 3.6 (150 x 90)	
Wheelbase		in (mm)	61.75 (1568)		
Underclearance	Center of Wheelbase	in (mm)	2 (50)		
Grade Clearance <sup>4</sup>		%		13	
Brake Pedal				Electronic Disc Brake	
POWER SYSTEM			7BPUE15		
Battery (6-hour rating)	Voltage / Capacity		V / Ah	24 / 1085	
	Weight (minimum / maximum) <sup>2</sup>		lb (kg)	1600 (725) / 2000 (900)	
Electric Motors	Drive	UL Rating "E"	hp (kW)	5.10 (3.8)	
		UL Rating "EE" <sup>5</sup>	hp (kW)	3.8 (2.95)	
	Load Handling	hp (kW)	4.96 (3.7)		
	Power Steering	hp (kW)	0.25 (0.2)		
Control Type	Drive	Transistor			
	Load Handling	Contactor			
	Power Steering	Transistor			

1 Optional Battery Compartment Spacers available.

2 Refer to the Battery Compartment Specification Chart in FL Manual.

3 Parameter of No Load: Truck weight with battery & operator.

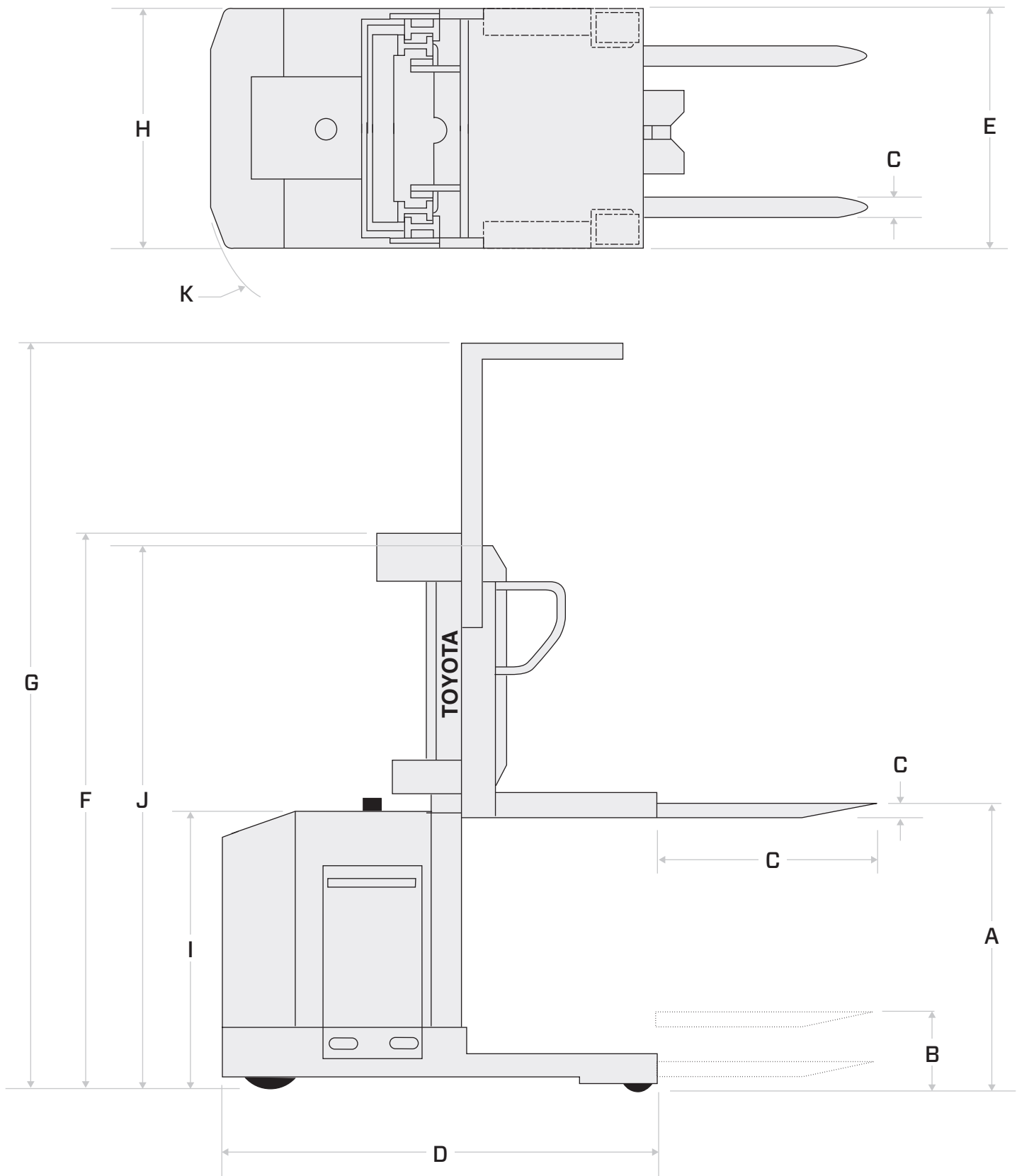
Parameter of Full Load: Add load weight to parameter of No Load.

4 The Order Picker is designed for level floor operation only. It is capable of being driven in a fully

lowered, unloaded condition on a maximum 100'-long ramp with a maximum incline of 6%.

5 Must order "Pro-Pack" option code #4605 with UL-approved model type "EE" option.

EXTERIOR DIMENSIONS







TOYOTA

BS

BRIEFLY STATED PO NO: 210067  
CUSTOMER: WAL MART  
MADE IN: THAILAND  
DESTINATION: L.A.  
TOTAL SELLING UNITS: 192 UNITS (192 PCS.)  
CUSTOMER CODE: 78  
STYLE NO: 116  
COLOR: NAVY  
SIZE: X-LARGE

BS

BS PO # 0502248  
CUSTOMER TARGET  
MADE IN THAILAND

BS

BS PO # 0502248  
CUSTOMER TARGET  
MADE IN THAILAND

BS

BS PO # 0502248  
CUSTOMER TARGET  
MADE IN THAILAND

BS

BS PO # 0502248  
CUSTOMER TARGET  
MADE IN THAILAND

BS

BRIEFLY STATED PO NO: 210067  
CUSTOMER: WAL MART  
MADE IN: THAILAND  
DESTINATION: L.A.  
TOTAL SELLING UNITS: 192 UNITS (192 PCS.)  
CUSTOMER CODE: 78  
STYLE NO: 116  
COLOR: NAVY  
SIZE: X-LARGE


MAST SPECIFICATIONS

MAST TYPE	MAXIMUM FORK HEIGHT (TOP OF FORKS)	OVERALL HEIGHT		FREE-LIFT	BASE LEGS (OAW)
		LOWERED	EXTENDED		LOAD CAPACITY AT 24 IN. (610 MM) 40 IN. (1016 MM)
	in (mm)	in (mm)	in (mm)	in (mm)	lb (kg)
7BPUE15 (24-VOLT, 14.5" BATTERY COMPARTMENT)					
Wide Visible 2-Stage (V)	123 (3124)	88.5 (2248)	208 (5283)	—	3000 (1360)
	137 (3480)	95 (2413)	222 (5639)	—	3000 (1360)
	161 (4089)	107 (2718)	246 (6248)	—	3000 (1360)
	201 (5105)	127 (3226)	286 (7264)	—	2800 (1270)
	241 (6121)	147 (3734)	326 (8280)	—	2000 (910)
Full Free-Lift 3-Stage (FV)	189 (4800)	88.5 (2248)	274 (6960)	3 (76)	3000 (1360)
	210 (5334)	95 (2413)	295 (7493)	10 (254)	3000 (1360)
	240 (6096)	107 (2718)	325 (8255)	22 (559)	3000 (1360)

NOTE: The minimum battery weight requirement is 1600 lbs. (725 kg).

MAST TYPE	MAXIMUM FORK HEIGHT (TOP OF FORKS)	OVERALL HEIGHT		FREE-LIFT	BASE LEGS (OAW)
		LOWERED	EXTENDED		LOAD CAPACITY AT 24 IN. (610 MM) 40 IN. (1016 MM)
	in (mm)	in (mm)	in (mm)	in (mm)	lb (kg)
7BPUE15 (24-VOLT, 13.25" BATTERY COMPARTMENT)					
Wide Visible 2-Stage (V)	123 (3124)	88.5 (2248)	208 (5283)	—	3000 (1360)
	137 (3480)	95 (2413)	222 (5639)	—	3000 (1360)
	161 (4089)	107 (2718)	246 (6248)	—	3000 (1360)
	201 (5105)	127 (3226)	286 (7264)	—	2500 (1134)
	241 (6121)	147 (3734)	326 (8280)	—	2000 (910)
Full Free-Lift 3-Stage (FV)	189 (4800)	88.5 (2248)	274 (6960)	3 (76)	3000 (1360)
	210 (5334)	95 (2413)	295 (7493)	10 (254)	3000 (1360)
	240 (6096)	107 (2718)	325 (8255)	22 (559)	2500 (1134)









# "THE NAME ON MY SHIRT SAYS TOYOTA, BUT I WORK FOR YOU."

Alan - 360 Technician, Atlas Toyota Material Handling, Chicago, IL



## HELP IS ALWAYS HERE WITH TOYOTA 360 SUPPORT.

The industry's best and most comprehensive dealer network quickly delivers Toyota Certified Technicians to your work site. These specially trained technicians can also help assess your warehouse and facility needs to recommend the right equipment for the job. And with the largest fleet of used and rental material handling products, Toyota 360 keeps your business running at full speed.

[ToyotaForklift.com/360-Support](http://ToyotaForklift.com/360-Support)



**YOUR BUSINESS IS RIDING ON IT.**

Some product features described herein are optional. Please consult your dealer for specifications. Details of specifications and equipment are based on information available at time of printing and may change without notice.



0072278PUSS

©2019 Toyota Material Handling, Inc.