




# WORLD-CLASS SOLUTIONS



CONSULTATION




EQUIPMENT



AUTOMATION



PARTS & SERVICE



WORLDCLASSBROCH  
©2022 Toyota Material Handling, Inc.

## TOYOTA MATERIAL HANDLING SOLUTIONS

Toyota's commitment to quality, reliability, and customer satisfaction, the hallmark of the Toyota Production System, extends throughout more than 230 locations across North America. With access to an industry-leading lineup of material handling products, Toyota Dealers are uniquely positioned to help solve wide-ranging challenges in warehousing and distribution. Built for every application, Toyota can provide the most complete set of solutions for material handling, automation, energy, advanced logistics, and warehouse optimization.

Expanding our offerings emphasizes Toyota's responsiveness to the growing demand for durable, reliable, energy-efficient products with greater versatility and seamless operation across all applications and environments. Toyota Material Handling can be your full solutions provider and assist in your success - no matter where your business supports the supply chain.

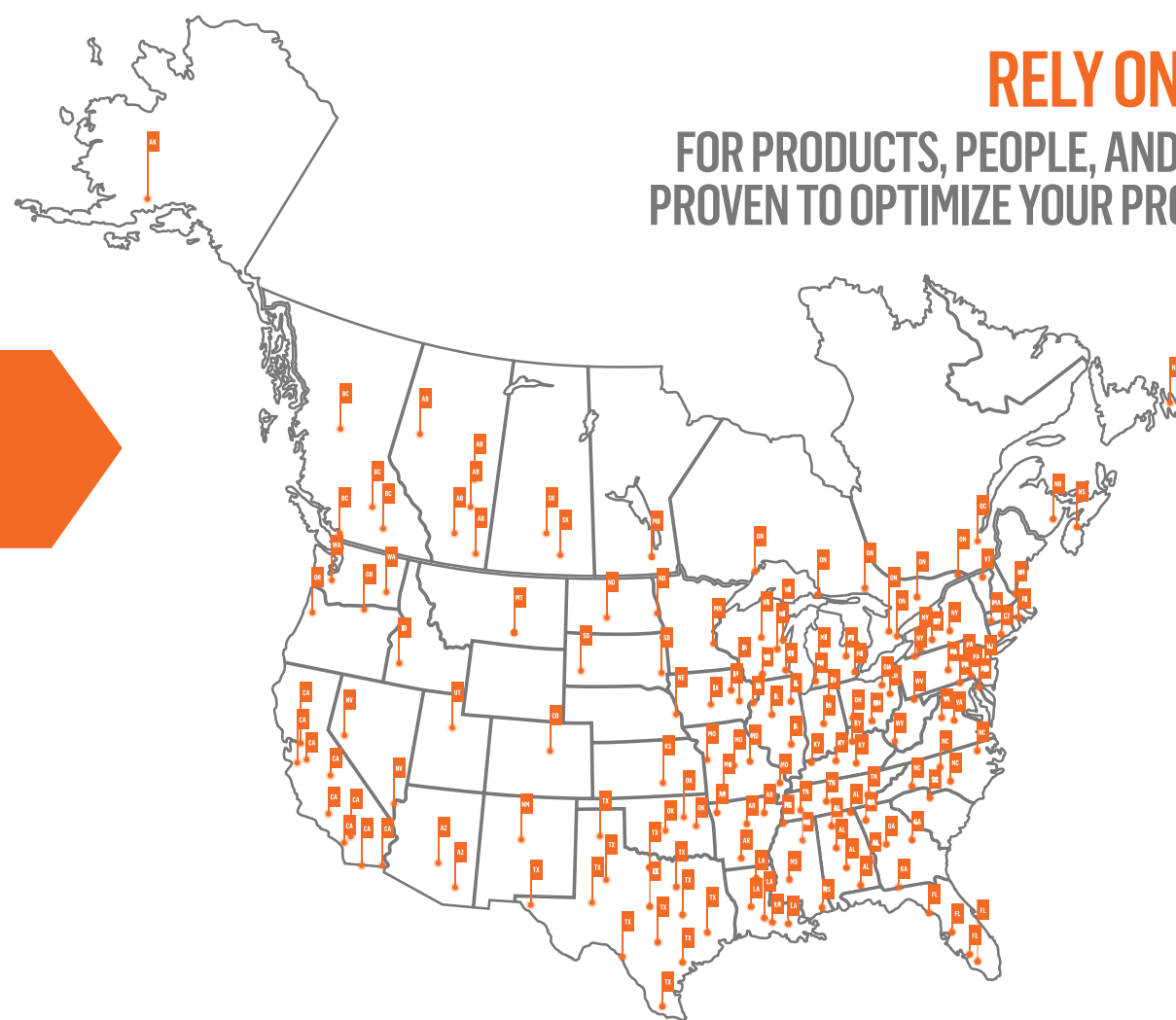
## NORTH AMERICA'S BIGGEST AND BEST FORKLIFT DEALER NETWORK

MORE THAN  
**3,800**  
TECHNICIANS ON CALL

**3,700** PLUS  
SERVICE VANS ON THE ROAD

**60+** DEALERS  
ACROSS  
NORTH  
AMERICA

OVER  
**230**  
LOCATIONS



# RELY ON TOYOTA

FOR PRODUCTS, PEOPLE, AND PRACTICES  
PROVEN TO OPTIMIZE YOUR PRODUCTIVITY.



## TOYOTA MATERIAL HANDLING A NAME YOU CAN TRUST



The Toyota family tree begins in Japan, but we also have deep roots in the heartland of the United States. In 1990, we opened our world-class Columbus, Indiana plant, which has produced over 750,000 forklifts right here in the U.S.

Totaling 1.5 million square feet on 126 acres, this location houses our National Headquarters, manufacturing, training center, and distribution

hub for forklifts and parts. It also includes our National Customer Center, featuring a 360-degree showroom, and live product demonstration arena for our visitors and dealers.

As one of the most recognized and respected brands in the world, the Toyota nameplate is synonymous with quality, durability, and value. It also provides a sense of confidence that few companies can match.

Every forklift that rolls out of our Columbus plant is a product of the legendary Toyota Production System – which features Just-in-Time parts delivery and quality checks at every step of the manufacturing process. As long as our forklifts carry the Toyota name, we'll continue striving to improve processes and quality.






## CONSULTATION - WE'RE HERE FOR YOU

Partnering with a Toyota Dealer means having a team of experts available to advise you on your material handling challenges and business goals. To get your operation running at peak efficiency, you need the right equipment and solutions. Our Dealers leverage Toyota Lean Management principles to help you achieve trackable and sustainable results. Reach out to your local, authorized Toyota Dealer for:

- ▶ Automation Opportunities
- ▶ Site Survey of your operations to help you identify areas of opportunity across your organization and help you develop a plan to achieve your goals:
  - Lead Time Reduction
  - Increased Throughput
  - Increase ROI
  - Waste Reduction
- ▶ Equipment
  - Choosing the right equipment for your operation



## ELECTRIC EQUIPMENT

Toyota's electric forklifts help you manage your carbon footprint without sacrificing productivity. Electric forklifts are used in a wide variety of applications, including manufacturing, warehousing, distribution, beverage, and retail, and for many indoor and outdoor applications help you get the job done.

Toyota's electric forklifts are designed and built with fewer moving parts than traditional internal combustion models, making them easy to maintain and with reduced wear and tear. And with Toyota's legendary quality, your operation can anticipate improved uptime, resulting in increased ROI.



# ELECTRIC EQUIPMENT

## ELECTRIC FORKLIFTS



	<b>Stand-Up Rider</b> SR1-BE   SR1-HP	<b>3-Wheel Electric</b> 8FBE15-20U   8FBE15U 8FBE18U	<b>Core Electric</b> 8FBC15-18U 8FBCU20-32	<b>Core Electric Turret Forklift</b> 8FBCU32 + OPT Code	<b>Large Electric</b> 7FBCU35-55	<b>High-Capacity Electric Cushion</b> THDE1500-4000-24 THDE3000-4000-30
<b>Load Capacity</b>	3,000 - 5,000 lbs.	3,000 - 4,000 lbs.	3,000 - 6,500 lbs.	2,500 lbs.	8,000 - 12,000 lbs.	15,000 - 40,000 lbs.
<b>Max Travel Speed</b>	8.0 MPH	10.2 MPH	11.5 MPH	11.2 MPH	10.9 MPH	5.2 MPH
<b>Max Lift Height</b>	270.5"	277.5"	278"	238"	239"	327"
<b>Battery Voltage</b>	36V	36-48V	36-48V	36-48V	36-48V	80V
<b>Basic Right Angle Stack</b>	66.3 - 77.0"	68.9 - 77.2"	82.1 - 99.9"	85.2 - 99.9" <sup>1</sup>	102.6 - 116.9"	134 - 173.5"

1. Dimension indicates minimum aisle width required for turret operation. Please add 1-3" for clearance.

Specifications vary by model and are subject to change. Please contact your local, authorized, Toyota Dealer for more information.

## ELECTRIC FORKLIFTS



	<b>48V Electric Pneumatic</b> 8FBM(K)16-20T	<b>80V Electric Pneumatic</b> 9FBM(H)(K)20-35T	<b>80V Electric Pneumatic</b> 05-8FBM40-50T	<b>80V Electric Pneumatic</b> 9FBM60-80T   9FBH80T
<b>Load Capacity</b>	3,000 - 4,000 lbs.	4,000 - 7,000 lbs.	8,000 - 11,000 lbs.	13,000 - 17,500 lbs.
<b>Max Travel Speed</b>	12.4 MPH	11.8 MPH	11 MPH	11.0 MPH
<b>Max Lift Height</b>	296.5"	257"	258"	278.5"
<b>Battery Voltage</b>	48V	80V	80V	80V
<b>Basic Right Angle Stack</b>	89 - 93.2"	104.1 - 111.8"	120.5 - 126.5"	146 - 152"

Specifications vary by model and are subject to change. Please contact your local, authorized, Toyota Dealer for more information.

# ELECTRIC EQUIPMENT

## REACH TRUCKS



	<b>Sidestance Reach Truck</b> RF1-BEX   RF1-BHX RF1-SDX   RF1-HPX	<b>Fore-Aft Stance Reach Truck</b> RF1-BEX   RF1-BHX RF1-SDX   RF1-HPX	<b>Sit/Stand Reach Truck</b> RF1-SDZ   RF1-HPZ	<b>Fore-Aft High-Capacity Reach Truck</b> RF1-HCX	<b>Sidestance High-Capacity Reach Truck</b> RF1-HCX	<b>Sit/Stand High-Capacity Reach Truck</b> RF1-HCZ
<b>Load Capacity</b>	2,500 - 4,500 lbs.	2,500 - 4,500 lbs.	2,500 - 4,500 lbs.	3,200 - 4,500 lbs.	3,200 - 4,500 lbs.	3,200 - 4,500 lbs.
<b>Max Travel Speed</b>	8.0 MPH	8.0 MPH	8.0 MPH	7.5 MPH	7.5 MPH	7.5 MPH
<b>Max Lift Height</b>	444"	444"	444"	542"	542"	542"
<b>Battery Voltage</b>	24 - 36V	24 - 36V	36V	36V	36V	36V
<b>Basic Right Angle Stack</b>	82.5 - 123.0"	82.5 - 123.0"	82.5 - 123.0"	100 - 124.5"	100 - 124.5"	100 - 124.5"

Specifications vary by model and are subject to change. Please contact your local, authorized, Toyota Dealer for more information.

## REACH TRUCKS



	<b>Multidirectional Reach Truck</b> RF1-MD	<b>Moving Mast Reach Truck (Indoor/Outdoor)</b> RRE160HR	<b>Moving Mast Reach Truck (Indoor Only)</b> RRE140-250H/HC	<b>Moving Mast Reach Truck w/ Tilting Cab (Indoor Only)</b> RRE140-250HE/HEC
<b>Load Capacity</b>	4,500 lbs.	3,500 lbs.	3,000 - 5,500 lbs.	3,000 - 5,500 lbs.
<b>Max Travel Speed</b>	7 MPH	6.8 MPH	8.7 MPH	8.7 MPH
<b>Max Lift Height</b>	268"	295"	512"	512"
<b>Battery Voltage</b>	36V	48V	48V	48V
<b>Basic Right Angle Stack</b>	N/A	100.2 - 129.6"	96.6 - 138.3"	96.6 - 138.3"

Specifications vary by model and are subject to change. Please contact your local, authorized, Toyota Dealer for more information.



# ELECTRIC EQUIPMENT

## ORDER PICKERS



	Order Picker 8BPUE15   8BPU15 8BPUH15	Furniture Order Picker 8BPU15   8BPUH15
<b>Load Capacity</b>	3,000 lbs.	1,600 lbs.
<b>Max Travel Speed<sup>1</sup></b>	6.5 MPH	6.5 MPH
<b>Max Lift Height</b>	390" <sup>1</sup>	366"
<b>Battery Voltage</b>	24 - 36V	36V


1. Other mast heights and capacities at height available by special design request.

Specifications vary by model and are subject to change. Please contact your local, authorized, Toyota Dealer for more information.

## TOW TRACTORS



	Core Tow Tractor 8TB50	Mid Tow Tractor CBT4-6   CBTY4	Large Tow Tractor 2TE15-18   3TE25
<b>Load Capacity</b>	10,000 lbs.	8,800 - 13,200 lbs.	44,100 - 55,100 lbs.
<b>Max Travel Speed</b>	9 MPH	11.2 MPH	17.5 MPH
<b>Battery Voltage</b>	24V	48V	80V





# ELECTRIC EQUIPMENT

## ELECTRIC PALLET STACKERS/JACKS



	End-Controlled Rider Pallet Jack 8HBE30-40	Center-Controlled Rider Pallet Jack 8HBC30-40	Enclosed End Rider Pallet Jack ER1-ES60-80	Low Level Order Picker CR1-LP60-80	Walkie Reach Truck 6BWR15	Walkie Stacker 8BWS10-13
<b>Load Capacity</b>	6,000 - 8,000 lbs.	6,000 - 8,000 lbs.	6,000 - 8,000 lbs.	6,000 - 8,000 lbs.	3,000 lbs.	2,000 - 2,500 lbs.
<b>Max Travel Speed</b>	6.5 MPH	6.5 MPH	6.5 MPH	6.5 MPH	2.8 MPH	3.4 MPH
<b>Max Lift Height</b>	9.2"	9.25"	9.25"	9.3"	189"	143"
<b>Battery Voltage</b>	24V	24V	24V	24V	24V	24V
<b>Basic Right Angle Stack</b>	91 - 198"	79.8 - 155.7"	80.7 - 184.4"	N/A	82 - 92"	72.3 - 88.6"

Specifications vary by model and are subject to change. Please contact your local, authorized, Toyota Dealer for more information.

## ELECTRIC PALLET STACKERS/JACKS



	Industrial Walkie Stacker 6BWS11-20	Counter-Balanced Stacker 6BWC10-20	Large Electric Walkie Pallet Jack 8HBW30-40	Electric Walkie Pallet Jack 8HBW23	Tora-Max Electric Walkie Pallet Jack 2TWB40	Tora-Max Compact Electric Walkie Pallet Jack 2TWB33
<b>Load Capacity</b>	2,200 - 4,000 lbs.	2,000 - 4,000 lbs.	6,000 - 8,000 lbs.	4,500 lbs.	4,000 lbs.	3,300 lbs.
<b>Max Travel Speed</b>	2.9 MPH	3.0 MPH	3.9 MPH	3.6 MPH	3.1 MPH	2.9 MPH
<b>Max Lift Height</b>	189"	189"	9.25"	8.8"	4.7"	4.5"
<b>Battery Voltage</b>	24V	24V	24V	24V	24V	24V (LiB Standard)
<b>Basic Right Angle Stack</b>	69 - 89"	91 - 123"	65.2 - 97.4"	69.3 - 99.2"	89.4"	82.2"

Specifications vary by model and are subject to change. Please contact your local, authorized, Toyota Dealer for more information.





## INTERNAL COMBUSTION EQUIPMENT

Internal combustion (IC) forklifts are in a class all their own when it comes to heavy lifting applications. Toyota IC Forklifts are equipped with either pneumatic or cushion tires with a lift capacity ranging between 3,000-125,000 pounds. Pneumatic models are mostly used outdoors in industries such as forging, oil and gas, lumber, steel and concrete.

With load capacities of up to 100,000 lbs., cushion models are optimized for indoor applications such as warehouses, factories, and paper mills.

## INTERNAL COMBUSTION EQUIPMENT

### IC FORKLIFTS: CUSHION TIRE



	<b>Core IC Cushion</b> 50- 8FGCU15-32 50- 8FGCSU20	<b>Large IC Cushion</b> 8FGC35-70U	<b>Box Car Special</b> 8FGC35U-BCS 8FGC45U-BCS 8FGC55U-BCS	<b>Paper Roll Special</b> 8FGC55U-PRS
<b>Load Capacity Range</b>	3,000 - 6,500 lbs.	8,000 - 15,500 lbs.	8,000 - 12,000 lbs.	12,000 lbs.
<b>Max Travel Speed</b>	10.9 MPH	13 MPH	13 MPH	13 MPH
<b>Max Lift Height</b>	278"	238.5"	238.5"	N/A
<b>Fuel Type</b>	LP	LP	LP	LP
<b>Basic Right Angle Stack</b>	83.5 - 98.8"	108 - 123"	100.5 - 112"	N/A

Specifications vary by model and are subject to change. Please contact your local, authorized, Toyota Dealer for more information.



# INTERNAL COMBUSTION EQUIPMENT

## IC FORKLIFTS: CUSHION TIRE



	High-Capacity IC Cushion THDC1800-2200B-24	High-Capacity Large IC Cushion THDC2500-3500-24 THDC2500-5000-30 THDC3000-5500-36	High-Capacity Adjustable Wheelbase THDA15/25   THDA25/35 THDA40/60   THDA60/80
<b>Load Capacity</b>	18,000 - 22,000 lbs.	25,000 - 55,000 lbs.	15,000 - 80,000 lbs.
<b>Max Travel Speed</b>	14.3 MPH	10.3 MPH	Varies
<b>Max Lift Height</b>	327"	275"	243.88"
<b>Fuel Type</b>	LP	LP	LP
<b>Basic Right Angle Stack</b>	133.43 - 144.30"	167.19 - 217.58"	140 - 255.6"

Specifications vary by model and are subject to change. Please contact your local, authorized, Toyota Dealer for more information.

## IC FORKLIFTS: PNEUMATIC TIRE



	Core IC Pneumatic 8FDU15-32 40-8FGU15-32 50-8FGU15-32	Mid IC Pneumatic 8FD35-50U 8FG35-50U	Large IC Pneumatic 8FD60-80U 8FG60-80U	High-Capacity Core IC Pneumatic (2THD) 2THD220-300-24	High-Capacity Marina Forklift THDM1500-4400	High-Capacity IC Pneumatic (THD) THD3000-3600S-24 THD3600-3600S-36 THD3600-12500-48
<b>Load Capacity</b>	3,000 - 6,500 lbs.	8,000 - 11,000 lbs.	13,500 - 17,500 lbs.	22,000 - 30,000 lbs.	15,000 - 40,000 lbs.	30,000 - 125,000 lbs.
<b>Max Travel Speed</b>	11.8 MPH	13.7 MPH	11.8 MPH	17.9 MPH	25.7 MPH	24.9 MPH
<b>Max Lift Height</b>	277"	239"	239"	244"	74'	504" (V Mast Available)
<b>Fuel Type</b>	LP, Dual Fuel, Diesel	LP, Dual Fuel, Diesel	LP, Dual Fuel, Diesel	Diesel	Diesel	Diesel
<b>Basic Right Angle Stack</b>	91.9 - 112.4"	122.5 - 132.5"	150 - 154"	194.23 - 194.73"	226.06 - 376.56"	203.2 - 441.13"

Specifications vary by model and are subject to change. Please contact your local, authorized, Toyota Dealer for more information.



# INTERNAL COMBUSTION EQUIPMENT

## CONTAINER HANDLERS



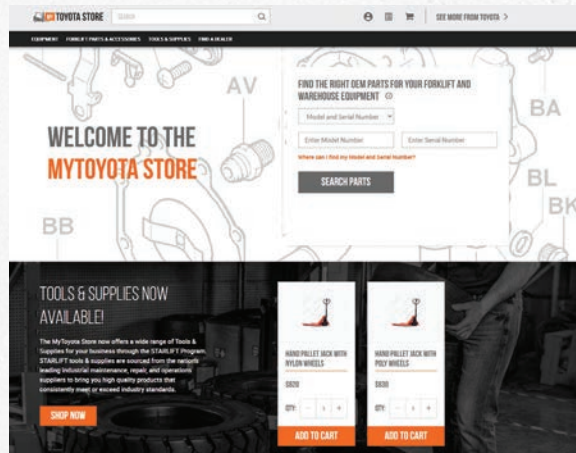
	<b>Loaded Container Handler</b> THD8000-L6   THD8600-L5   THD9000-L3   THD9000-L4	<b>Reach Stacker</b> THD9900-R60-90
<b>Load Capacity Range<sup>1</sup></b>	80,000 - 90,000 lbs.	99,000 lbs.
<b>Max Travel Speed</b>	20.0 MPH	20.1 MPH
<b>Mast/Boom Extended Height</b>	507- 847"	736 - 738"
<b>Fuel Type</b>	Diesel	Diesel
<b>Basic Right Angle Stack</b>	522 (20' container) 601' (40' container)	480' - 508' (20' container) 565' - 586' (40' container)

1. Rated Capacity is shown for stacking containers up to 4-high in first row.

Specifications vary by model and are subject to change. Please contact your local, authorized, Toyota Dealer for more information.







## MYTOYOTA STORE

The MyToyota Store is Toyota Material Handling's eCommerce website featuring a marketplace connecting you with authorized Toyota Dealers for quick and easy online shopping. Open 24/7, 365 days a year, the MyToyota Store is the only online source for real Toyota Genuine Forklift Parts. Customers have quick access to more than 600,000 Toyota Genuine Parts as well as select tools, supplies, and Toyota Material Handling equipment available for purchase online.<sup>1</sup>



Visit [shop.toyotaforklift.com](https://shop.toyotaforklift.com)



<sup>1</sup> MyToyota Store sells tools, supplies, and Toyota equipment online only for those living within the United States.

## OTHER PRODUCTS

AVAILABLE ON MYTOYOTA STORE & THROUGH TOYOTA DEALERS



	<b>AICHI E-Series</b> SV1932E   SV2032E SV2632E   SV2646E SV3246E	<b>AICHI Vertical Mast Lift</b> WM1230K   WM1630K
<b>Platform Capacity at Lift Height</b>	500 lbs	500 lbs
<b>Platform Height</b>	19' - 32'	12'-16'
<b>Platform Lift Time</b>	26 - 55 sec	15 - 20 sec
<b>Overall Width</b>	31.9 - 46.1"	30"

Specifications vary by model and are subject to change. Please contact your local, authorized, Toyota Dealer for more information.



	<b>Electric Walkie Pallet Jack</b> 8HBW23	<b>Tora-Max Electric Walkie Pallet Jack</b> 2TWB40
<b>Load Capacity</b>	4,500 lbs.	4,000 lbs.



	<b>Tora-Max Compact Electric Walkie Pallet Jack</b> 2TWB33	<b>Hand Pallet Jack</b> HPT28U
<b>Load Capacity</b>	3,300 lbs.	5,500 lbs.





**Automated Guided Vehicles**



**Robotic Palletizer and Depalletizing Systems**



**Goods to Person Systems**



**Racking, Conveyor and Sortation Systems**

## AUTOMATION

The future of material handling is in the delivery of integrated automation solutions, and Toyota Material Handling is ready to help you meet any challenge. By combining data-driven designs, scalable material handling systems, and innovative software, Toyota Material Handling is your single source for every material handling challenge — from forklifts to robotics and the latest automation solutions.



## AUTOMATION

### AUTOMATED GUIDED VEHICLES



	<b>Mouse and Mole Automated Guided Carts</b> Mouse 3A10.15.20T   3AB10.15T Mole 3AS1T	<b>Center-Controlled Rider Automated Guided Forklift</b> 8HBC40A	<b>Core Tote Tractor Automated Guided Forklift</b> 8TB50A
<b>Load Capacity</b>	800 - 4,000 lbs.	5,732 - 7,054 lbs.	4,850 - 10,000 lbs.
<b>Max Travel Speed</b>	45 m/min	5.0 MPH	4.0 MPH
<b>Overall Length</b>	40.2 - 91.3"	142.7 - 202.7"	57.97"
<b>Overall Width</b>	14.6 - 15"	39.88"	39.94"
<b>Battery Voltage</b>	24V	24V	24V

Specifications vary by model and are subject to change. Please contact your local, authorized, Toyota Dealer for more information.



## PARTS & SERVICE

You bought quality for a reason. Why not keep your Toyota Forklift operating at top efficiency with parts that were engineered to get the job done. After all, Toyota is the only material handling manufacturer that requires Automotive Service Excellence (ASE) certification – the automotive service industry-standard – as part of its master certification program. This ensures your forklifts will be maintained by the best of the best - Toyota Certified Technicians.



## WORLD-CLASS SUPPORT FROM THE WORLD'S BEST DEALERSHIP NETWORK

Toyota Forklifts are backed by proven product support from an industry-leading network of more than 60 dealers at over 230 locations across North America.

- ▶ Factory-trained service technicians
- ▶ Toyota Genuine Parts
- ▶ Flexible financing through Toyota Industries Commercial Finance
- ▶ Forklift safety training
- ▶ Planned maintenance options
- ▶ Rental forklifts
- ▶ Fleet Management Solutions



## TOYOTA 360 SUPPORT

Toyota 360 Support is our promise to be your full support forklift supplier from the moment we first begin a conversation and throughout the entire life of your ownership. Toyota 360 Support is the most comprehensive support promise in the industry and is designed to save you money, downtime, and headaches. Toyota 360 Support provides full-circle support for your forklift fleet, bringing measurable benefits through our:

- ▶ Largest Dealer Network
- ▶ Toyota Genuine Parts
- ▶ Toyota-Certified Technicians
- ▶ Industry-Leading Warranty
- ▶ Lowest Cost of Ownership

When you choose Toyota, we have more than your back – we've got your front, sides, and everything from top to bottom.

