

# Genie® GTH™ -1244

## Specifications

Models	GTH-1244	
Measurements	US	METRIC
Maximum lift height	44 ft 7 in	13.59 m
Maximum forward reach	30 ft 7 in	9.33 m
Reach at maximum height	4 ft 6 in	1.37 m
<b>A</b> Height, stowed	8 ft 5 in	2.57 m
<b>B</b> Length, stowed (without forks)	22 ft 2 in	6.76 m
Width	8 ft 6 in	2.59 m
<b>C</b> Wheelbase	11 ft 6 in	3.51 m
<b>D</b> Ground clearance, center	1 ft 3 in	0.38 m
<b>E</b> Ground clearance, axle	1 ft 6 in	0.46 m
Fork cross section	2x4 in	51x101 mm

## Productivity

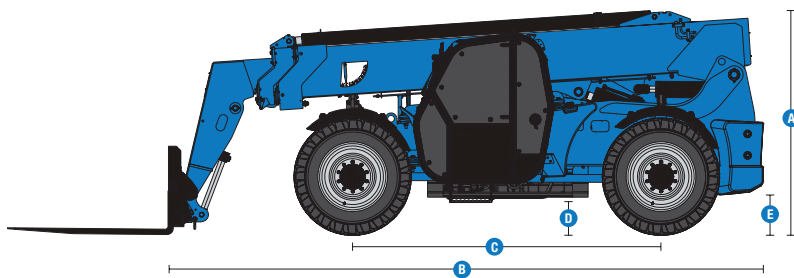
Maximum lift capacity	12,000 lb	5,443 kg
Lift capacity at maximum height	8,000 lb	3,629 kg
Lift capacity at maximum reach	4,000 lb	1,814 kg
Drive speed	18 mph	29 km/h
Boom up/down	14.9/13.6 sec	
Boom extend/retract	21/25 sec	
Draw bar pull	23,000 lb (74hp PS)	10,433 kg (74hp PS)
	25,000 lb (121hp PS)	11,340 kg (121hp PS)
Frame leveling (side to side)	10°	
Turning radius, outside (4WS)	13 ft 11 in	4.24 m
Auxiliary hydraulic flow	2-15 gpm	7.6-56.8 lpm
Auxiliary hydraulic pressure	3,200 psi	220.6 bar
Tires, standard size	14x28 in	0.35x0.71 m

## Power

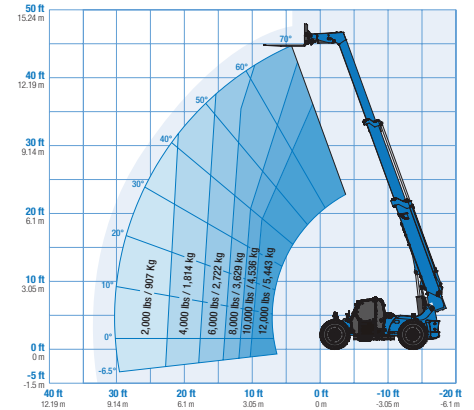
Power source	Deutz TCD 3.6 L4	
Electrical system voltage	12V	
Alternator	95 amp	
Battery	1000 CCA 0°F (-18°C)	
Hydraulic tank capacity	27 gal	102.2L
Hydraulic system capacity (w/tank)	52 gal	196.8L
Fuel tank capacity	30 gal	113.6L

## Weight

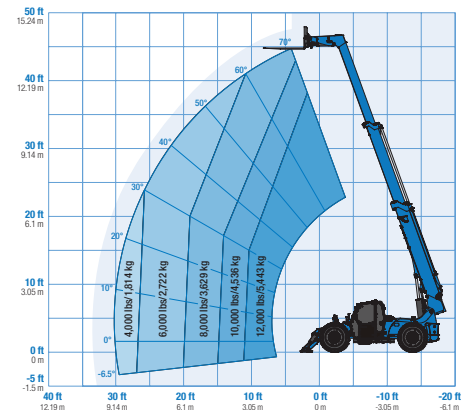
Weight*	28,900 lb	13,109 kg
---------	-----------	-----------



## Range of motion GTH-1244 without stabilizers



## Range of motion GTH-1244 with stabilizers down



(1) Weight will vary depending on options and/or country standards.  
 (2) Load ratings vary depending on attachment.

# Genie® GTH™ -1244

## SKU: Standard Model

- **GTH12441AF0001:** GTH-1244, 74 hp, PS, No stabilizers, Open cab, FF Enduro A/T Tires
- **GTH12441AF0003:** GTH-1244, 74 hp, PS, No stabilizers, Closed cab w/ AC and heater, FF Enduro A/T Tires
- **GTH12441AF0004:** GTH-1244, 74 hp, PS, No stabilizers, Closed cab w/ AC and heater, Solid Tires

## SKU: Standard Model

- **GTH12441AF0002:** GTH-1244, 74 hp, PS, No stabilizers, Open cab, Solid Tires
- GTH-1244, 121 hp, PS, No stabilizers, Open cab\*
- GTH-1244, 121 hp, PS, No stabilizers, Closed cab\*

\* Build to Order

Option availability		S	S+	BtO
Cab	Open cab*	✓	✓	✓
	Closed cab*: Heater, defrost, wipers, washer, split door			○
	Closed cab*: AC, heater, defrost, wipers, washer, split door	✓	✓	✓
	Front and top glass			○
	Lift Guard White Noise Alarm			○
	Rear Proximity Alarm			○
	Rear Proximity Alarm Ready			○
	Rear proximity alarm with back-up camera and display			○
	Fire extinguisher			○
	3in/7.6cm high visibility red retractable seat belt	✓	✓	✓
	Adjustable suspended seat	✓	✓	✓
	Backup alarm	✓	✓	✓
	Full gauge cluster with engine diagnostics	✓	✓	✓
	Fully proportional hydraulic boom controls	✓	✓	✓
	Machine level indicator	✓	✓	✓
	Mirrors - LH canopy mounted and RH chassis mounted	✓	✓	✓
	Multi-function joystick controller	✓	✓	✓
	Chassis	121 hp, Deutz TCD 3.6, T4f, Side-mounted engine		
74 hp, Deutz TCD 3.6, T4f, Side-mounted engine		✓	✓	✓
Powershift transmission (PS) 3-speed 74 hp		✓	✓	✓
Powershift transmission (PS) 4-speed 121 hp				○
Telematics-ready			○	○
Lift Connect Telematics				○
Lift Connect with Access Manager upgrade				○
Cold weather package				○
Extreme cold weather package				○
Fenders set of four				○
Positive air shutdown system				○
Flashing beacon			○	○
Work lights: High output LED cab, boom, rear				○
Road and work lights: High output LED front, cab, boom, rear			○	○
Foam-filled Enduro A/T tires		✓	✓	✓
Solid rough terrain tires		✓	✓	✓
Air-filled Enduro A/T tires				○
No stabilizers		✓	✓	✓
Stabilizers, twin front mounted				○
Lockable battery disconnect				○
3-mode power steering (2-wheel, 4-wheel coordinated and crab)	✓	✓	✓	
Frame leveling +/- 10 degrees	✓	✓	✓	
Full time 4WD with front and rear limited slip differential (LSD)	✓	✓	✓	
Internal multiple wet disc brakes	✓	✓	✓	
Rear axle stabilizing system	✓	✓	✓	
Spring applied, hydraulic release parking brake	✓	✓	✓	
Tilt steering wheel	✓	✓	✓	
Boom	Genie manual Quick-Attach (QA) system	✓	✓	✓
	Auxiliary hydraulic circuit (15 GPM)	✓	✓	✓
	Boom angle indicator	✓	✓	✓
	Lifting shackle at boom tip	✓	✓	✓
	Self-leveling fork frame	✓	✓	✓

\*All our cabs are ROPS/FOPS canopy

Product specifications are subject to change without notice or obligation. Photographs and/or drawings herein are for illustrative purposes only. Refer to the appropriate Operator's Manual for instructions on proper equipment use. Failure to follow instructions in the Operator's Manual may result in serious injury or death. The only warranty applicable to our equipment is the standard written warranty applicable to the particular product and sale and we make no other warranty, express or implied. Products and services listed may be trademarks, service marks or trade names of Terex Corporation and/or their subsidiaries in the USA and many other countries. Terex, Genie, Quality By Design, Xtra Capacity, Lift Power, Lift Guard, Lift Tools, Lift Connect and Tech Pro Link are registered trademarks of Terex Corporation or its subsidiaries.

02/25

- S Standard
- S+ Standard +
- BtO Build to Order
- ✓ Standard Features
- Options




74 HP No DEF Engine



Lift Shackle



Optional Stabilizers



### GTH Attachments

- Universal skid steer adapter (GTH-5519)
- QA Bucket .5cu.yd/0.38cu.m, 66in/1.67m (GTH-5519)
- QA Bucket 1cu.yd/0.76cu.m, 72in/1.82m (GTH-636, GTH-844)
- QA Bucket 1.5cu.yd/1.15cu.m, 96in/2.44m
- QA Carriage 48in/1.2m, 60in/1.5m, 72in/1.8m
- QA Fork positioner carriage 48in/1.2m
- QA Side shift carriage 48in/1.2m
- QA Side tilt rotating carr. 48in/1.2m, 60in/1.5m, 72in/1.8m
- QA Swing carriage 72in/1.8m
- QA Truss boom 8ft/2.44m Adjustable
- Cubing tines 48in (2x2x48in)/(.05x.05x1.2m) x 6
- Lumber forks 60in (1.75x7x60in)/(.04x.18x1.5m) x 2
- Pallet forks 48in (2x4x48in)/(.05x.1x1.2m) set of 2
- Pallet forks 60in (2x4x60in)/(.05x.1x1.5m) set of 2
- Pallet forks 72in (2x4x72in)/(.05x.1x1.8m) set of 2
- Pallet forks 96in (2x4x96in)/(.05x.1x2.4m) set of 2

